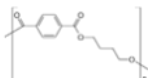




COMPOSITE DOT FITTINGS

CONSTRUCTION

- Polybutylene Terephthalate (PBT)
- Thermoplastic Engineered Polymer
- Brass



APPLICATIONS

- Air Brake Systems



- Temperature Range: -40° to 140° F

RANGES

- Pressure Range: Up to 145 PSI



To Connect Fitting & Tubing:

1. Cut the air brake tubing squarely.
2. Make sure mating ports are free of any debris.
3. Insert the tubing past the O-Ring until the tubing bottoms out against the tube stop.
4. Check your connection by pulling on the tubing to ensure tubing is fully inserted.

To Disconnect Fitting & Tubing:

1. Press and hold the collet against the fitting body.
2. Pull the tubing out of fitting.

Application Details:

Transportation Air Brake Systems, Air Suspensions, Cabin Controls:

Trucks, Trailers, RVs, Buses, Fire Trucks, & Rail.



NOTES

- Fittings meet SAE and DOT FMVSS 571.106
- Non-stock items and special parts are available on a quotation basis.
- Configurations and dimensions are subject to change without notice.

⚠ WARNING: Products offered by Robo-Fit can expose you to chemicals such as lead, a chemical which is known to the State of California to cause cancer, birth defects, or other reproductive harm. For more information go to www.P65Warnings.ca.gov



<p>C259PPDOT Tube Plug</p> 	<p>C262PPDOT Union</p> 	<p>C262PPBHDOT Bulkhead Union</p> 	<p>C264PPDOT Union Tee</p> 
<p>C265PPDOT 90° Union</p> 	<p>C266PPDOT Female Connector</p> 	<p>C268PPDOT Male Connector</p> 	<p>C2688PPDOT Plug In Adapter</p> 
<p>C269PPSDOT 90° Male Swivel Elbow</p> 	<p>C270PPSDOT Female Swivel Elbow</p> 	<p>C271PPSDOT Swivel Run Tee</p> 	<p>C272PPSDOT Swivel Branch Tee</p> 
<p>C277PPSDOT FM Swivel Branch Tee</p> 	<p>C279PPSDOT 45° Swivel Elbow</p> 	<p>C286PPDOT Female Bulkhead</p> 	<p>C289PPDOT Union Y</p> 
<p>CPIRDOT Standpipe Plug-In Adapter</p> 	<p>CPIEDOT-90° 90° Plug-In Adapter</p> 	<p>371PTCSP Plug-In Run-Tee Adapter</p> 	<p>372PTCSP Plug-In Branch Tee Adapter</p> 

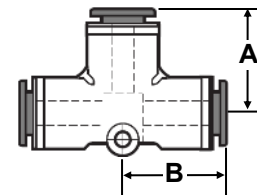
259PPDOT NYLON PLUG

PART NUMBER	Tube O.D.
259PPDOT-2.5	5/32"
259PPDOT-4	1/4"
259PPDOT-6	3/8"
259PPDOT-8	1/2"
259PPDOT-10	5/8"
259PPDOT-12	3/4"



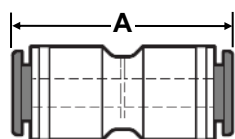
C264PPDOT UNION TEE

PART NUMBER	Tube O.D.	A	B
C264PPDOT-2.5	5/32"	18.3	18.3
C264PPDOT-4	1/4"	20.6	20.6
C264PPDOT-6	3/8"	26.2	26.2
C264PPDOT-664	3/8" x 1/4"	19.3	25.0
C264PPDOT-8	1/2"	28.8	28.8
C264PPDOT-10	5/8"	33.4	33.4



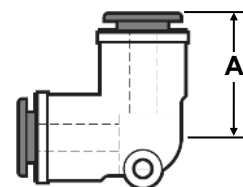
C262PPDOT UNION CONNECTOR

PART NUMBER	Tube O.D.	A
C262PPDOT-2.5	5/32"	32.6
C262PPDOT-4	1/4"	34.6
C262PPDOT-6	3/8"	42.6
C262PPDOT-8	1/2"	44.6
C262PPDOT-10	5/8"	53.4
C262PPDOT-12	3/4"	68.2



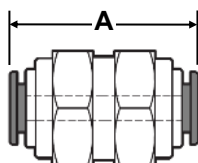
C265PPDOT 90° UNION ELBOW

PART NUMBER	Tube O.D.	A
C265PPDOT-2.5	5/32"	18.3
C265PPDOT-4	1/4"	20.6
C265PPDOT-6	3/8"	26.1
C265PPDOT-8	1/2"	28.9



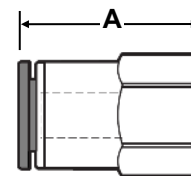
C262PPBHDOT BULKHEAD UNION

PART NUMBER	Tube O.D.	A	HEX	Thread
C262PPBHDOT-2.5	5/32"	32.1	17.46	1/2-20
C262PPBHDOT-4	1/4"	34.1	17.46	9/16-18
C262PPBHDOT-6	3/8"	42.1	25.40	7/8-14
C262PPBHDOT-8	1/2"	44.1	28.57	1-12
C262PPBHDOT-10	5/8"	50.0	33.33	1 1/8-12



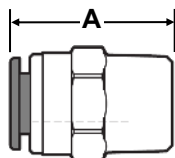
C266PPDOT FEMALE CONNECTOR

PART NUMBER	Tube O.D.	FPT	A	Hex
C266PPDOT-2.5A	5/32"	1/8"	27.0	14.29
C266PPDOT-2.5B	5/32"	1/4"	30.7	17.46
C266PPDOT-4A	1/4"	1/8"	27.5	14.29
C266PPDOT-4B	1/4"	1/4"	31.2	17.46
C266PPDOT-4C	1/4"	3/8"	33.3	22.23
C266PPDOT-6A	3/8"	1/8"	30.8	17.46
C266PPDOT-6B	3/8"	1/4"	34.5	17.46
C266PPDOT-6C	3/8"	3/8"	36.6	22.23
C266PPDOT-6D	3/8"	1/2"	40.6	23.81
C266PPDOT-8A	1/2"	1/8"	31.4	22.23
C266PPDOT-8B	1/2"	1/4"	35.4	22.23
C266PPDOT-8C	1/2"	3/8"	36.4	22.23
C266PPDOT-8D	1/2"	1/2"	40.8	23.80
C266PPDOT-10D	5/8"	1/2"	42.9	25.40



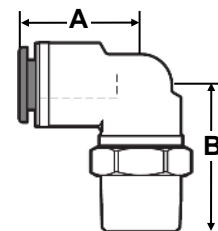
C268PPDOT MALE CONNECTOR

PART NUMBER	Tube O.D.	MPT	A	HEX
C268PPDOT-2.5-1	5/32"	1/16"	21.7	11.11
C268PPDOT-2.5A	5/32"	1/8"	21.7	11.11
C268PPDOT-4A	1/4"	1/8"	22.2	12.70
C268PPDOT-4B	1/4"	1/4"	22.7	14.29
C268PPDOT-4C	1/4"	3/8"	21.7	17.46
C268PPDOT-4D	1/4"	1/2"	26.0	22.23
C268PPDOT-6A	3/8"	1/8"	30.7	17.46
C268PPDOT-6B	3/8"	1/4"	33.2	17.46
C268PPDOT-6C	3/8"	3/8"	28.7	17.46
C268PPDOT-6D	3/8"	1/2"	26.2	22.23
C268PPDOT-8B	1/2"	1/4"	34.2	22.23
C268PPDOT-8C	1/2"	3/8"	32.7	22.23
C268PPDOT-8D	1/2"	1/2"	29.7	22.23
C268PPDOT-10C	5/8"	3/8"	38.6	25.40
C268PPDOT-10D	5/8"	1/2"	37.9	25.40
C268PPDOT-12C	3/4"	3/8"	47.5	30.0
C268PPDOT-12D	3/4"	1/2"	50.5	30.0
C268PPDOT-12E	3/4"	3/4"	52.5	30.0



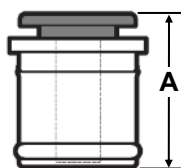
269PPSDOT 90° MALE ELBOW

PART NUMBER	Tube O.D.	MPT	A	B
C269PPSDOT-2.5A	5/32"	1/8"	20.6	23.4
C269PPSDOT-2.5B	5/32"	1/4"	20.6	27.4
C269PPSDOT-4A	1/4"	1/8"	20.6	23.4
C269PPSDOT-4B	1/4"	1/4"	20.6	27.4
C269PPSDOT-4C	1/4"	3/8"	20.6	29.4
C269PPSDOT-4D	1/4"	1/2"	20.6	33.4
C269PPSDOT-6A	3/8"	1/8"	26.2	26.6
C269PPSDOT-6B	3/8"	1/4"	26.2	29.6
C269PPSDOT-6C	3/8"	3/8"	26.2	31.6
C269PPSDOT-6D	3/8"	1/2"	26.2	36.5
C269PPSDOT-8B	1/2"	1/4"	28.8	31.5
C269PPSDOT-8C	1/2"	3/8"	28.8	33.5
C269PPSDOT-8D	1/2"	1/2"	28.8	37.5
C269PPSDOT-8E	1/2"	3/4"	29.0	40.7
C269PPSDOT-10C	5/8"	3/8"	33.4	37.8
C269PPSDOT-10D	5/8"	1/2"	33.4	40.8
C269PPSDOT-10E	5/8"	3/4"	33.4	44.1
C269PPSDOT-12D	3/4"	1/2"	44.1	45.5
C269PPSDOT-12E	3/4"	3/4"	44.1	48.7



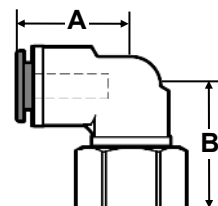
C2688PPDOT PLUG IN CARTRIDGE

PART NUMBER	Tube O.D.	Cavity	A
C2688PPDOT-4B	1/4"	1/4" SAE	17.9
C2688PPDOT-4D	1/4"	1/2" SAE	17.8
C2688PPDOT-6B	3/8"	1/4" SAE	29.0
C2688PPDOT-6C	3/8"	3/8" SAE	21.5
C2688PPDOT-6D	3/8"	1/2" SAE	21.2
C2688PPDOT-8C	1/2"	3/8" SAE	31.9
C2688PPDOT-8D	1/2"	1/2" SAE	22.4
C2688PPDOT-10D	5/8"	1/2" SAE	35.0



270PPSDOT 90° FEMALE SWIVEL ELBOW

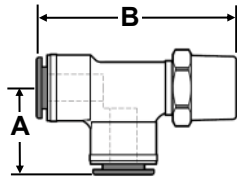
PART NUMBER	Tube O.D.	MPT	A	B
C270PPSDOT-2.5A	5/32"	1/8"	20.6	22.0
C270PPSDOT-2.5B	5/32"	1/4"	20.6	25.5
C270PPSDOT-4A	1/4"	1/8"	20.6	22.0
C270PPSDOT-4B	1/4"	1/4"	20.6	25.5
C270PPSDOT-4C	1/4"	3/8"	20.6	26.0
C270PPSDOT-6A	3/8"	1/8"	26.2	18.8
C270PPSDOT-6B	3/8"	1/4"	26.2	27.7
C270PPSDOT-6C	3/8"	3/8"	26.2	28.2
C270PPSDOT-6D	3/8"	1/2"	26.2	32.2
C270PPSDOT-8B	1/2"	1/4"	28.8	29.6
C270PPSDOT-8C	1/2"	3/8"	28.8	30.1
C270PPSDOT-8D	1/2"	1/2"	28.8	34.1
C270PPSDOT-10D	5/8"	1/2"	33.5	37.5





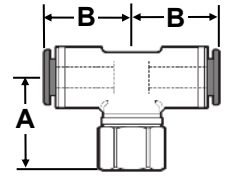
C271PPSDOT MALE SWIVEL RUN TEE

PART NUMBER	Tube O.D.	MPT	A	B	HEX
C271PPSDOT-2.5-1	5/32"	1/16"	20.6	44	14.29
C271PPSDOT-2.5A	5/32"	1/8"	20.6	44	14.29
C271PPSDOT-2.5B	5/32"	1/4"	20.6	48	14.29
C271PPSDOT-446	1/4"x3/8"	1/4"	26.2	55.8	19.00
C271PPSDOT-4A	1/4"	1/8"	20.6	44	14.29
C271PPSDOT-4B	1/4"	1/4"	20.6	48	14.29
C271PPSDOT-4C	1/4"	3/8"	20.6	50	17.46
C271PPSDOT-644	3/8"x1/4"	1/4"	25.7	55.3	19.00
C271PPSDOT-664	3/8"x1/4"	3/8"	25.7	57.7	19.00
C271PPSDOT-6B	3/8"	1/4"	26.2	55.8	19.00
C271PPSDOT-6C	3/8"	3/8"	26.2	57.8	19.00
C271PPSDOT-6D	3/8"	1/2"	26.2	61.8	22.23
C271PPSDOT-866	1/2"x3/8"	3/8"	27.1	58.7	23.80
C271PPSDOT-886	1/2"x3/8"	1/2"	27.1	49.1	22.23
C271PPSDOT-884	1/2"x1/4"	1/2"	26.6	62.2	23.80
C271PPSDOT-8B	1/2"	1/4"	28.8	60.3	19.00
C271PPSDOT-8C	1/2"	3/8"	28.8	62.3	19.00
C271PPSDOT-8D	1/2"	1/2"	28.8	66.3	22.23
C271PPSDOT-10D	5/8"	1/2"	33.5	74.5	23.80



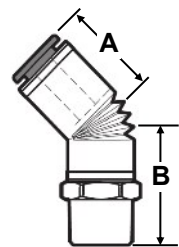
C277PPSDOT FEMALE SWIVEL BRANCH TEE

PART NUMBER	Tube O.D.	FPT	A	B	HEX
C277PPSDOT-4A	1/4"	1/8"	22.0	20.6	14.29
C277PPSDOT-4B	1/4"	1/4"	25.5	20.6	17.46
C277PPSDOT-6A	3/8"	1/8"	19.0	26.0	17.46
C277PPSDOT-6B	3/8"	1/4"	27.7	26.2	17.46
C277PPSDOT-8C	1/2"	3/8"	30.1	28.8	22.23
C277PPSDOT-10B	5/8"	1/4"	25.8	33.4	23.80



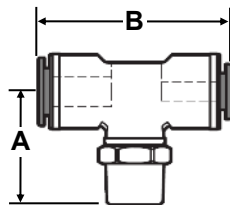
C279PPSDOT 45° MALE ELBOW

PART NUMBER	Tube O.D.	MPT	A	B	HEX
C279PPSDOT-2.5A	5/32"	1/8"	19.0	20.3	14.29
C279PPSDOT-4A	1/4"	1/8"	19.0	20.3	14.29
C279PPSDOT-4B	1/4"	1/4"	19.0	24.3	14.29
C279PPSDOT-4C	1/4"	3/8"	19.0	26.3	17.46
C279PPSDOT-6A	3/8"	1/8"	26.2	26.6	19.00
C279PPSDOT-6B	3/8"	1/4"	26.2	29.6	19.00
C279PPSDOT-6C	3/8"	3/8"	26.2	31.6	19.00
C279PPSDOT-6D	3/8"	1/2"	26.2	35.6	22.23
C279PPSDOT-8A	1/2"	1/8"	28.8	29.5	23.80
C279PPSDOT-8B	1/2"	1/4"	28.8	32.5	23.80
C279PPSDOT-8C	1/2"	3/8"	28.8	33.5	23.80
C279PPSDOT-8D	1/2"	1/2"	28.8	37.5	23.80
C279PPSDOT-10C	5/8"	3/8"	29.6	32.0	23.80
C279PPSDOT-10D	5/8"	1/2"	29.6	35.0	23.80
C279PPSDOT-12D	3/4"	1/2"	39.1	41.9	28.57



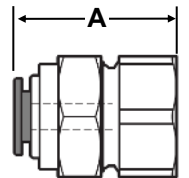
C272PPSDOT MALE SWIVEL RUN TEE

PART NUMBER	Tube O.D.	MPT	A	B	HEX
C272PPSDOT-2.5-1	5/32"	1/16"	23.4	41.2	14.29
C272PPSDOT-2.5A	5/32"	1/8"	23.4	41.2	14.29
C272PPSDOT-2.5B	5/32"	1/4"	27.4	41.2	14.29
C272PPSDOT-4A	1/4"	1/8"	23.4	41.2	14.29
C272PPSDOT-4B	1/4"	1/4"	27.4	41.2	14.29
C272PPSDOT-4C	1/4"	3/8"	29.4	41.2	17.46
C272PPSDOT-6A	3/8"	1/8"	26.6	52.4	19.00
C272PPSDOT-6B	3/8"	1/4"	29.6	52.4	19.00
C272PPSDOT-6C	3/8"	3/8"	31.6	54.4	19.00
C272PPSDOT-6D	3/8"	1/2"	35.6	52.4	22.23
C272PPSDOT-8B	1/2"	1/4"	31.5	57.6	19.00
C272PPSDOT-8C	1/2"	3/8"	33.5	57.6	19.00
C272PPSDOT-8D	1/2"	1/2"	37.5	57.6	22.23
C272PPSDOT-10C	5/8"	3/8"	37.8	66.8	23.80
C272PPSDOT-10D	5/8"	1/2"	40.8	66.8	23.80



C286PPDOT FEMALE BULKHEAD

PART NUMBER	Tube O.D.	FPT	UNF	A
C286PPDOT-5B	5/32"	1/4"	1/2-20	31.0
C286PPDOT-4A	1/4"	1/8"	9/16-18	27.5
C286PPDOT-4B	1/4"	1/4"	9/16-18	32.4
C286PPDOT-6B	3/8"	1/4"	7/8-14	34.5
C286PPDOT-6C	3/8"	3/8"	7/8-14	36.9
C286PPDOT-8C	1/2"	3/8"	1-12	37.1
C286PPDOT-8D	1/2"	1/2"	1-12	41.2





C289PPDOT UNION Y

PART NUMBER	Tube O.D. (1)	Tube O.D. (2)	Tube O.D. (3)
C289PPDOT-4	1/4"	1/4"	1/4"
C289PPDOT-446	1/4"	1/4"	3/8"
C289PPDOT-6	3/8"	3/8"	3/8"
C289PPDOT-664	3/8"	3/8"	1/4"
C289PPDOT-8	1/2"	1/2"	1/2"
C289PPDOT-10	5/8"	5/8"	5/8"



371PTCSP PLUG-IN RUN TEE

PART NUMBER	Tube O.D. (1)	Tube O.D. (2)	STAND-PIPE O.D. (3)
371PTCSP-4-4	1/4"	1/4"	1/4"
371PTCSP-4-6	1/4"	1/4"	3/8"
371PTCSP-6-4	3/8"	3/8"	1/4"
371PTCSP-6-6	3/8"	3/8"	3/8"
371PTCSP-6-4-6	3/8"	1/4"	3/8"
371PTCSP-8-4-8	1/2"	1/4"	1/2"



CPIRDOT STAND PIPE PLUG-IN ADAPTER

PART NUMBER	Tube O.D.	STANDPIPE O.D.
CPIRDOT-4C	1/4"	3/8"
CPIRDOT-6B	3/8"	1/4"
CPIRDOT-6D	3/8"	1/2"
CPIRDOT-10D	5/8"	1/2"



372PTCSP PLUG-IN BRANCH TEE

PART NUMBER	Tube O.D. (1)	Tube O.D. (2)	STAND-PIPE O.D. (3)
372PTCSP-4-4	1/4"	1/4"	1/4"
372PTCSP-4-6	1/4"	1/4"	3/8"
371PTCSP-6-4	3/8"	3/8"	1/4"
371PTCSP-6-6	3/8"	3/8"	3/8"



CPIEDOT-90° 90° PLUG-IN ADAPTER

PART NUMBER	Tube O.D.	STANDPIPE O.D.
CPIEDOT-90°-4B	1/4"	1/4"
CPIEDOT-90°-4C	1/4"	3/8"
CPIEDOT-90°-6B	3/8"	1/4"
CPIEDOT-90°-6C	3/8"	3/8"
CPIEDOT-90°-6D	3/8"	1/2"
CPIEDOT-90°-8B	1/2"	1/4"
CPIEDOT-90°-8C	1/2"	3/8"
CPIEDOT-90°-8D	1/2"	1/2"
CPIEDOT-90°-10D	5/8"	1/2"
CPIEDOT-90°-1010	5/8"	5/8"



372PTCSP PLUG-IN BRANCH TEE

PART NUMBER	Tube O.D. (1)	Tube O.D. (2)	STAND-PIPE O.D. (3)
372PTCSP-4-4	1/4"	1/4"	1/4"
372PTCSP-4-6	1/4"	1/4"	3/8"
371PTCSP-6-4	3/8"	3/8"	1/4"
371PTCSP-6-6	3/8"	3/8"	3/8"

