










DRAIN & TRUCK VALVES

CONSTRUCTION	<ul style="list-style-type: none"> • CA360 Brass • CA377 Brass 	
APPLICATIONS	<ul style="list-style-type: none"> • In Line Shut Off • Air Drain • Drain Valves 	
RANGES	<ul style="list-style-type: none"> • Maximum Pressure : 30 PSIG • Maximum Pressure: 150 PSI • Temperature: -20° F to +250° F 	

	FEATURES/BENEFITS
	<ul style="list-style-type: none"> • Forged Brass Body • Plug Style Valve • Economical Tight Shut Off • Made in USA
	

NOTES

- Parts that include “PBF” are supplied as low lead compliant. 
- Part numbers without the “PBF” distinction are NOT lead free compliant.
- Non-stock items and special parts are available on a quotation basis.
- Configurations and dimensions are subject to change without notice.



⚠ WARNING: Products offered by Robo-Fit can expose you to chemicals such as lead, a chemical which is known to the State of California to cause cancer, birth defects, or other reproductive harm. For more information go to www.P65Warnings.ca.gov

247V MPT INTERNAL SEAT DRAIN VALVE

PART NUMBER	MPT
247V-J	1/8"
247V-L	1/4"
247V-N	3/8"
247V-P	1/2"



H35C SPRING BOTTOM DRAIN VALVE

PART NUMBER	MPT	P.S.I.G.
H35C-J	1/8"	150
H35C-L	1/4"	150

**Valve Shown in "Open" Position*

**Rated 150 P.S.I.G.*



30C SPRING BOTTOM DRAIN VALVE

PART NUMBER	MPT	P.S.I.G.
30C-J	1/8"	30
30C-L	1/4"	30
30C-N	3/8"	30
30C-P	1/2"	30



**Valve Shown in "Closed" Position*

**Rated 30 P.S.I.G.*

31C SPRING BOTTOM DRAIN VALVE

PART NUMBER	MPT	P.S.I.G.
31C-J	1/8"	30
31C-L	1/4"	30
31C-N	3/8"	30
31C-P	1/2"	30



**Valve Shown in "Open" Position*

**Rated 30 P.S.I.G.*

H30C SPRING BOTTOM DRAIN VALVE

PART NUMBER	MPT	P.S.I.G.
H30C-J	1/8"	150
H30C-L	1/4"	150



**Valve Shown in "Open" Position*

**Rated 150 P.S.I.G.*

38D MACHINED DRAIN COCK

PART NUMBER	MPT	FLOW DIA.
38D-DCR	1/4"	.156

**Temperature Range:*

-30° to +250°F

**Rated 150 P.S.I.G.*



201DH 90° BEADED DRAIN COCK

PART NUMBER	HOSE BIBB	MPT
201DH	3/8"	1/4"



320D EXTERNAL SEAT DRAIN COCK

PART NUMBER	MPT
320D	1/8"
321D	1/4"
322D	3/8"





421D EXTENSION EXTERNAL SEAT DRAIN

PART NUMBER	MPT
421D	1/4"



97V HOSE TO MPT RISING STEM VALVE

PART NUMBER	SIDE PORT	BOTTOM PORT	HANDLE
P97V-6N	3/8" MLT HOSE	3/8" MPT	PIN
97V-6N	3/8" MLT HOSE	3/8" MPT	ROUND
97V-6N1	3/8" BIB HOSE	3/8" MPT	ROUND
P97V-10N	5/8" BIB HOSE	3/8" MPT	PIN
97V-10N	5/8" BIB HOSE	3/8" MPT	ROUND
97V-10P	5/8" BIB HOSE	1/2" MPT	ROUND
907V-10P	5/8" BIB HOSE	1/2" MPT	ROUND
907V-12N	3/4" BIB HOSE	3/8" MPT	ROUND
907V-12P	3/4" BIB HOSE	1/2" MPT	ROUND



**Pin Handle*



**Round Handle*



**Beaded Hose Barb*



**Beaded Hose Barb*

**Maximum Pressure:*

200 P.S.I.G.

**Temperature Rating:*

-20° to +250° F

90V FPT X MPT RISING STEM VALVE

PART NUMBER	SIDE PORT	BOTTOM PORT	HANDLE
90V-N	3/8" FPT	3/8" MPT	ROUND
900V-N	3/8" FPT	3/8" MPT	ROUND
90V-NP	3/8" FPT	1/2" MPT	ROUND
900V-P	1/2" FPT	1/2" MPT	ROUND



95V FLARE X MPT RISING STEM VALVE

PART NUMBER	SIDE PORT	BOTTOM PORT	HANDLE
95V-6N	3/8" FLARE	3/8" MPT	ROUND
P95V-6N	3/8" FLARE	3/8" MPT	PIN
95V-10P	5/8" FLARE	1/2" MPT	ROUND
905V-10P	5/8" FLARE	1/2" MPT	ROUND
95V-P10	1/2" MPT	5/8" FLARE	ROUND



**Flare x MPT*



**MPT x Flare*



MADE IN USA