






## BRASS PIPE FITTINGS

<b>CONSTRUCTION</b>	<ul style="list-style-type: none"> <li>• CA360, CA345, CA3604, CA377 Brass</li> </ul> 
<b>APPLICATIONS</b>	<ul style="list-style-type: none"> <li>• Use with brass, copper or iron pipe</li> </ul> 
<b>RANGES</b>	<ul style="list-style-type: none"> <li>• Temperature Range: 65° to +250° F.</li> <li>• Pressure Range: Up to 1000 PSI</li> </ul> 



### Pipe Thread Assembly:

#### Straight Fittings:

1. Hand Tighten
2. 1/8" to 1/2": Wrench Tight 2 Full 360° Turns  
1/2" & Above: 1 1/2" Full Turns

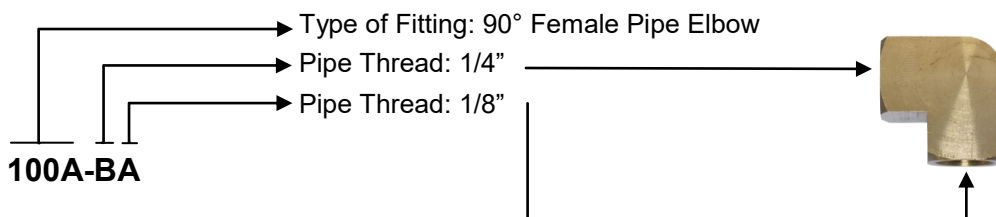
#### Shaped Fittings:

1. Hand Tighten
2. Wrench Tight 1" to 1 1/2" Full 360° Turns

*\*For NPTF Pipe Threads with Pre-Applied Sealant*

## ORDERING INFORMATION

- Parts that include "F" in the part number, for example, 101AF-A, are supplied forgings.
- Parts that include "PBF" are supplied as low lead compliant fittings.
- Part number without the "PBF" distinction are NOT lead free compliant.
- Nomenclature Example:



## NOTES

- Non-stock items and special parts are available on a quotation basis.
- Configurations and dimensions are subject to change without notice.





**Quality Matters!**  
Our Pipe Threads are made with the proper wall thickness and are made to dry-seal specifications.

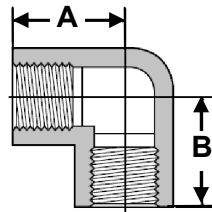
**⚠ WARNING:** Products offered by Robo-Fit, Inc. can expose you to chemicals such as lead, a chemical which is known to the State of California to cause cancer, birth defects, or other reproductive harm. For more information go to [www.P65Warnings.ca.gov](http://www.P65Warnings.ca.gov)

<p><b>100A</b> 90° Female Elbow</p> 	<p><b>100-45A</b> 45° Female Elbow</p> 	<p><b>101A</b> Female Pipe Tee</p> 	<p><b>102A</b> Female Cross Tee</p> 	<p><b>103A</b> Female Coupling</p> 	<p><b>104A</b> Ground Joint</p> 
<p><b>108A</b> Pipe Cap</p> 	<p><b>109A (Cored)</b> Square Head Plug</p> 	<p><b>109AS (Solid)</b> Square Head Plug</p> 	<p><b>109CS</b> Counter Sunk Plug</p> 	<p><b>110FB</b> Face Bushing</p> 	<p><b>110A</b> Hex Bushing</p> 
<p><b>111A</b> Lock Nut</p> 	<p><b>112A</b> Close Nipple</p> 	<p><b>113A</b> Yellow Brass Nipple</p> 	<p><b>113RB</b> Red Brass Nipple</p> 	<p><b>116A</b> 90° Street Elbow</p> 	<p><b>116AL</b> 90° Long Street Elbow</p> 
<p><b>116AM</b> 90° Male Elbow</p> 	<p><b>117A</b> Slotted Plug</p> 	<p><b>119A</b> Reducer</p> 	<p><b>120A</b> Adapter</p> 	<p><b>121A (Cored)</b> Hex Head Plug</p> 	<p><b>121AS (Solid)</b> Hex Head Plug</p> 
<p><b>122A</b> Hex Nipple</p> 	<p><b>123A</b> Hex Reducing Nipple</p> 	<p><b>124A</b> 45° Street Elbow</p> 	<p><b>127A</b> Street Tee</p> 	<p><b>127S</b> Street Tee (FXMXM)</p> 	<p><b>T9</b> Branch Tee</p> 
<p><b>129A</b> Bulkhead</p> 					

## 100A 90° ELBOW FPT TO FPT

PART NUMBER	PIPE THREAD	A	B
100A-A	1/8"	.59	.59
100AF-A	1/8"	.58	.58
100A-B	1/4"	.78	.78
100AF-B	1/4"	.72	.72
100A-BA	1/4" x 1/8"	.72	.72
100A-C	3/8"	.84	.84
100A-CB	3/8" x 1/4"	.84	.84
100AF-CB	3/8" x 1/4"	.81	.81
100A-D	1/2"	.84	.84
100AF-D	1/2"	1.00	1.00
100A-DC	1/2" x 3/8"	1.00	1.00
100AF-DC	1/2" x 3/8"	1.00	1.00
100A-E	3/4"	1.18	1.18
100AF-E	3/4"	1.10	1.10

REF SAE 130238



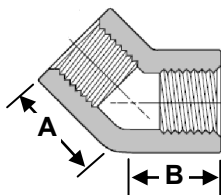
Forged Style



Barstock Style

## 100-45A ELBOW 45° FPT TO FPT

PART NUMBER	PIPE THREAD	A	B
100-45A-A	1/8"	.46	.46
100-45A-B	1/4"	.64	.64
100-45A-C	3/8"	.61	.61
100-45A-D	1/2"	.91	.91
100-45A-E	3/4"	1.00	1.00

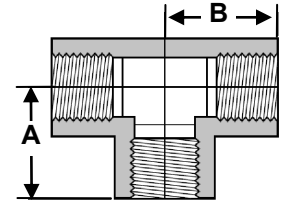


Barstock Style

## 101A TEE FPT ALL ENDS

PART NUMBER	PIPE THREAD	A	B
101A-A	1/8"	.56	.56
101AF-A	1/8"	.56	.56
101A-B	1/4"	.75	.75
101AF-B	1/4"	.72	.72
101A-BBA	1/4" x 1/4" x 1/8"	.69	.69
101A-C	3/8"	.84	.84
101AF-C	3/8"	.84	.84
101A-CCB	3/8" x 3/8" x 1/4"	.80	.85
101A-D	1/2"	1.09	1.09
101AF-D	1/2"	.98	.98
100A-DDC	1/2" x 1/2" x 3/8"	1.00	1.00
101A-E	3/4"	1.18	1.18
101AF-E	3/4"	1.13	1.13

REF SAE 130438



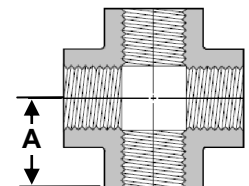
Forged Style



Barstock Style

## 102A CROSS FPT ALL ENDS

PART NUMBER	PIPE THREAD	A
102A-A	1/8"	.65
102AF-A	1/8"	.52
102A-B	1/4"	.78
102AF-B	1/4"	.66
102A-C	3/8"	.98
102AF-C	3/8"	.82
102AF-D	1/2"	1.08
102AF-E	3/4"	1.18



Forged Style

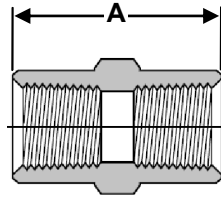


Barstock Style

## 103A COUPLING FPT TO FPT

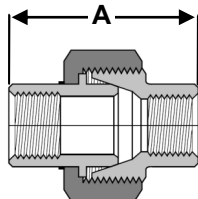
PART NUMBER	PIPE THREAD	A	HEX
103AH-A	1/8"	.75	9/16"
103AH-B	1/4"	1.12	3/4"
103AH-C	3/8"	1.12	7/8"
103AH-D	1/2"	1.50	1-1/16"
103AH-E	3/4"	1.53	1-3/8"

REF SAE 130138



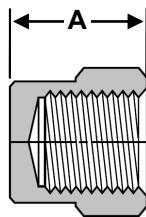
## 104A GROUND JOINT UNION FPT TO FPT

PART NUMBER	PIPE THREAD	A	HEX
104A-A	1/8"	1.19	9/16"
104A-B	1/4"	1.22	11/16"
104A-C	3/8"	1.72	11/16"
104A-D	1/2"	1.78	15/16"
104A-E	3/4"	1.88	1-1/4"



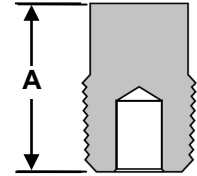
## 108A PIPE CAP

PART NUMBER	PIPE THREAD	A	HEX
108A-A	1/8"	.47	9/16"
108A-B	1/4"	.59	11/16"
108A-C	3/8"	.69	13/16"
108A-D	1/2"	.78	15/16"
108A-E	3/4"	.94	1-1/4"



## 109A SQUARE HEAD PLUG CORED

PART NUMBER	PIPE THREAD	A
109A-A	1/8"	.58
109A-B	1/4"	.70
109A-C	3/8"	.73
109A-D	1/2"	.93
109A-E	3/4"	1.00
109A-F	1"	1.20



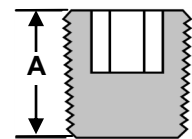
## 109AS SQUARE HEAD PLUG SOLID

PART NUMBER	PIPE THREAD	A
109AS-D	1/2"	.93
109AS-E	3/4"	1.00
109AS-F	1"	1.20



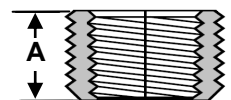
## 109CS COUNTER-SUNK PLUG

PART NUMBER	PIPE THREAD	A
109CS-A	1/8"	.30
109CS-B	1/4"	.45
109CS-C	3/8"	.45
109CS-D	1/2"	.60
109CS-E	3/4"	.55



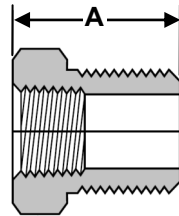
## 110FB FACE BUSHING

PART NUMBER	PIPE THREAD	A
110FB-CB	3/8" x 1/4"	.50
110FB-DB	1/2" x 1/4"	.53
110FB-DC	1/2" x 3/8"	.53
110FB-ED	3/4" x 1/2"	.55



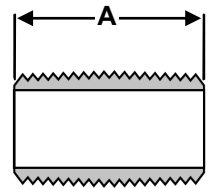
## 110A HEX BUSHING

PART NUMBER	PIPE THREAD	A	HEX
110A-BA	1/4" x 1/8"	.62	9/16"
110AH-BA	1/4" x 1/8"	.75	9/16"
110A-CA	3/8" x 1/8"	.69	11/16"
110AH-CA	3/8" x 1/8"	.75	11/16"
110A-CB	3/8" x 1/4"	.69	11/16"
110AH-CB	3/8" x 1/4"	.75	3/4"
110A-DA	1/2" x 1/8"	.81	13/16"
110AH-DA	1/2" x 1/8"	1.00	7/8"
110A-DB	1/2" x 1/4"	.81	13/16"
110AH-DB	1/2" x 1/4"	1.00	7/8"
110A-DC	1/2" x 3/8"	.81	13/16"
110AH-DC	1/2" x 3/8"	1.00	7/8"
110A-EA	3/4" x 1/8"	.94	1-1/16"
110AH-EA	3/4" x 1/8"	1.00	1-1/8"
110A-EB	3/4" x 1/4"	.94	1-1/16"
110AH-EB	3/4" x 1/4"	1.00	1-1/8"
110A-EC	3/4" x 3/8"	.94	1-1/16"
110AH-EC	3/4" x 3/8"	1.00	1-1/8"
110A-ED	3/4" x 1/2"	.94	1-1/16"
110AH-ED	3/4" x 1/2"	1.00	1-1/8"
110A-FB	1" x 1/4"	1.12	1-3/8"
110A-FC	1" x 3/8"	1.12	1-3/8"
110A-FD	1" x 1/2"	1.12	1-3/8"
110A-FE	1" x 3/4"	1.12	1-3/8"



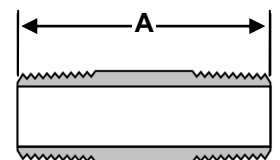
## 112A CLOSE NIPPLE

PART NUMBER	PIPE THREAD	A
112A-A	1/8"	.75
112A-B	1/4"	.88
112A-C	3/8"	1.00
112A-D	1/2"	1.12
112A-E	3/4"	1.31
112A-F	1"	1.31



## 113A LONG NIPPLE (YELLOW BRASS)

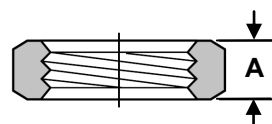
PART NUMBER	PIPE THREAD	A
113A-A15	1/8"	1-1/2"
113A-B15	1/4"	1-1/2"
113A-C15	3/8"	1-1/2"
113A-D15	1/2"	1-1/2"
113A-E15	3/4"	1-1/2"
113A-A2	1/8"	2
113A-B2	1/4"	2
113A-C2	3/8"	2
113A-D2	1/2"	2
113A-E3	3/4"	2



REF SAE 130140 (AH Style)

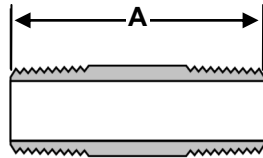
## 111A LOCK NUT

PART NUMBER	PIPE THREAD	A	HEX
111A-A	1/8"	.19	11/16"
111A-B	1/4"	.25	7/8"
111A-C	3/8"	.31	1"
111A-D	1/2"	.25	1-1/8"
111A-E	3/4"	.33	1-1/2"



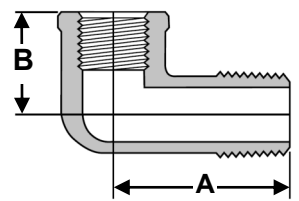
## 113RB LONG NIPPLE (RED BRASS)

PART NUMBER	PIPE THREAD	A
113RB-A25	1/8"	2-1/2"
113RB-B25	1/4"	2-1/2"
113RB-C25	3/8"	2-1/2"
113RB-D25	1/2"	2-1/2"
113RB-E25	3/4"	2-1/2"
113RB-A3	1/8"	3"
113RB-B3	1/4"	3"
113RB-C3	3/8"	3"
113RB-D3	1/2"	3"
113RB-E3	3/4"	3"
113RB-A35	1/8"	3-1/2"
113RB-B35	1/4"	3-1/2"
113RB-C35	3/8"	3-1/2"
113RB-D35	1/2"	3-1/2"
113RB-E35	3/4"	3-1/2"
113RB-A4	1/8"	4"
113RB-B4	1/4"	4"
113RB-C4	3/8"	4"
113RB-D4	1/2"	4"
113RB-E4	3/4"	4"
113RB-A45	1/8"	4-1/2"
113RB-B45	1/4"	4-1/2"
113RB-C45	3/8"	4-1/2"
113RB-D45	1/2"	4-1/2"
113RB-E45	3/4"	4-1/2"
113RB-A5	1/8"	5"
113RB-B5	1/4"	5"
113RB-C5	3/8"	5"
113RB-D5	1/2"	5"
113RB-E5	3/4"	5"
113RB-A55	1/8"	5-1/2"
113RB-B55	1/4"	5-1/2"
113RB-C55	3/8"	5-1/2"
113RB-D55	1/2"	5-1/2"
113RB-E55	3/4"	5-1/2"
113RB-A6	1/8"	6"
113RB-B6	1/4"	6"
113RB-C6	3/8"	6"
113RB-D6	1/2"	6"
113RB-E6	3/4"	6"




## 116A 90° STREET ELBOW


PART NUMBER	PIPE THREAD	A	B
116A-A	1/8"	.62	.35
116AF-A	1/8"	.81	.56
116A-A-BK	1/8"	.62	.48
116A-B	1/4"	.78	.43
116AF-B	1/4"	.86	.44
116A-B-BK	1/4"	.91	.72
116A-C	3/8"	1.00	.89
116AF-C	3/8"	.98	.68
116A-C-BK	3/8"	.97	.78
116A-D	1/2"	1.25	1.03
116AF-D	1/2"	1.43	.94
116A-D-BK	1/2"	1.25	1.03
116A-E	3/4"	1.40	1.08
116AF-E	3/4"	1.50	.91
116A-E-BK	3/4"	1.39	1.10



Mailbox Style




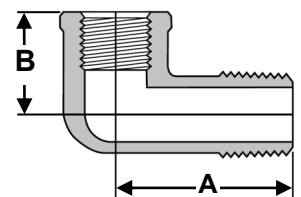
Forged Style



Block Style

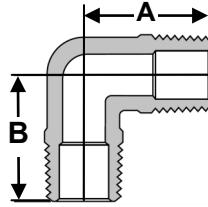
## 116AL STREET ELBOW LONG PATTERN

PART NUMBER	PIPE THREAD	A	B
116AL-A	1/8"	.80	.46
116AL-B	1/4"	1.10	.68
116AL-C	3/8"	1.29	.95




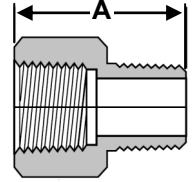
## 116AM MALE ELBOW

PART NUMBER	PIPE THREAD	A	B
116AM-A	1/8"	.69	.69
116AMF-A	1/8"	.71	.71
116AM-B	1/4"	.88	.88
116AMF-B	1/4"	1.09	1.09
116AMF-BA	1/4" x 1/8"	.77	.95
116AM-C	3/8"	1.06	1.06
116AM-CB	3/8" x 1/4"	.92	.92
116AM-D	1/2"	1.40	1.40
116AMF-D	1/2"	1.41	1.41
116AM-DC	1/2" x 3/8"	1.02	1.12



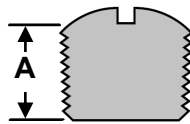
## 120A ADAPTER FPT TO MPT

PART NUMBER	PIPE THREAD	A	Hex
120AH-AA	1/8" x 1/8"	.87	9/16"
120AH-BA	1/4" x 1/8"	1.06	3/4"
120AH-BB	1/4" x 1/4"	1.06	3/4"
120A-CA	3/8" x 1/8"	1.00	3/4"
120AH-CB	3/8" x 1/4"	1.25	7/8"
120AH-CC	3/8" x 3/8"	1.25	1.06
120AH-DB	1/2" x 1/4"	1.46	1-1/16"
120AH-DC	1/2" x 3/8"	1.46	1-1/16"
120AH-DD	1/2" x 1/2"	1.65	1-1/16"
120A-ED	3/4" x 1/2"	1.22	1-1/4"



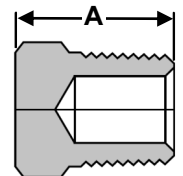
## 117A SLOTTED PLUG

PART NUMBER	PIPE THREAD	A
117A-A	1/8"	.30
117A-B	1/4"	.45
117A-C	3/8"	.45




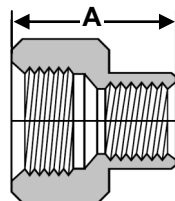
## 121A HEX HEAD PLUG CORED

PART NUMBER	PIPE THREAD	A	Hex
121A-A	1/8"	.56	7/16"
121A-B	1/4"	.62	9/16"
121A-C	3/8"	.72	11/16"
121A-D	1/2"	.81	7/8"
121A-E	3/4"	.84	1-1/16"
121A-F	1"	1.12	1-3/16"



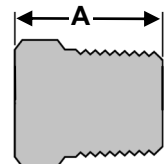
## 119A REDUCER FPT TO FPT

PART NUMBER	PIPE THREAD	A	Hex
119AH-BA	1/4" x 1/8"	.96	3/4"
119A-CA	3/8" x 1/8"	1.00	3/4"
119AH-CB	3/8" x 1/4"	1.16	7/8"
119A-DA	1/2" x 1/8"	1.19	15/16"
119AH-DB	1/2" x 1/4"	1.38	1-1/16"
119AH-DC	1/2" x 3/8"	1.38	1-1/16"
119A-ED	3/4" x 1/2"	1.19	1-1/4"



## 121AS HEX HEAD PLUG SOLID

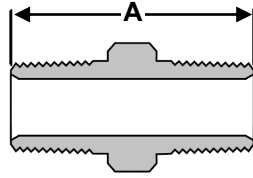
PART NUMBER	PIPE THREAD	A	Hex
121AS-A	1/8"	.56	7/16"
121AS-B	1/4"	.62	9/16"
121AS-C	3/8"	.72	11/16"
121AS-D	1/2"	.81	7/8"
121AS-E	3/4"	.94	1-1/16"



REF SAE 130138 (AH Style)

## 122A HEX NIPPLE

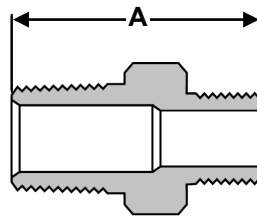
PART NUMBER	PIPE THREAD	A	Hex
122AH-A	1/8"	.97	7/16"
122AH-B	1/4"	1.37	9/16"
122AH-C	3/8"	1.40	11/16"
122AH-D	1/2"	1.81	7/8"
122AH-E	3/4"	1.96	1-1/8"



REF SAE 130137

## 123A HEX REDUCING NIPPLE


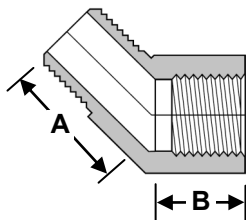
PART NUMBER	PIPE THREAD	A	Hex
123AH-BA	1/4" x 1/8"	1.18	9/16"
123AH-CA	3/8" x 1/8"	1.21	11/16"
123AH-CB	3/8" x 1/4"	1.40	11/16"
123AH-DB	1/2" x 1/4"	1.62	7/8"
123AH-DC	1/2" x 3/8"	1.62	7/8"
123A-ED	3/4" x 1/2"	1.50	1-1/16"



REF SAE 130137 (AH Style)

## 124A STREET ELBOW 45°


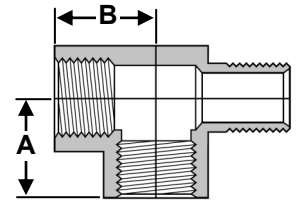
PART NUMBER	PIPE THREAD	A	B
124A-A	1/8"	.38	.50
124A-B	1/4"	.74	.55
124A-C	3/8"	.78	.56
124A-D	1/2"	.98	.74



REF SAE 130339

## 127A STREET TEE FPT TO MPT TO FPT


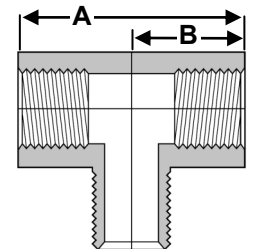
PART NUMBER	PIPE THREAD	A	B
127A-A	1/8"	.55	.56
127A-B	1/4"	.78	.91
127A-C	3/8"	.84	1.03
127A-D	1/2"	1.16	1.16



REF SAE 130339

## T9 BRANCH TEE FPT TO FPT TO MPT

PART NUMBER	PIPE THREAD	A	B
T9-222	1/8"	.62	.31
T9-444	1/4"	1.50	.75
T9-666	3/8"	1.60	.80
T9-888	1/2"	2.14	1.07



REF SAE 130425

## 129A BULKHEAD ADAPTER

PART NUMBER	A	B	C
129A-A	1.50	1/8" FPT	5/8-18
129AS-B	.92	1/4" FPT	3/4-16
129A-B	1.50	1/4" FPT	3/4-16
129A-C	1.32	3/8" FPT	1-14
129A-D	1.50	1/2" FPT	1 1/8-14
129A-E	1.50	3/4" FPT	1-5/16-12

