



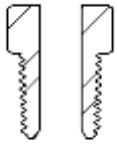
ROBO-FIT, LLC

Quality Engineered Products

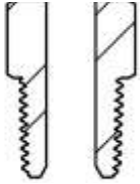


CONNECTING LIKE FAMILY

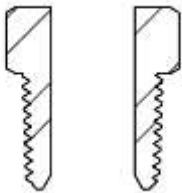
Male Pipe Size



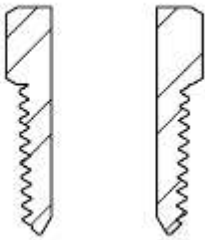
1/8"-27 NPTF



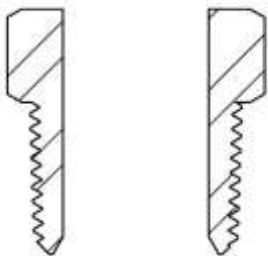
1/4"-18 NPTF



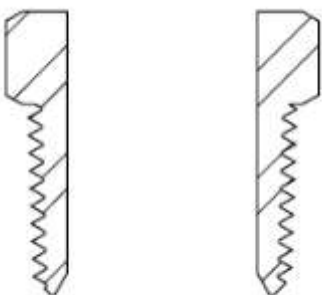
3/8"-18 NPTF



1/2"-14 NPTF

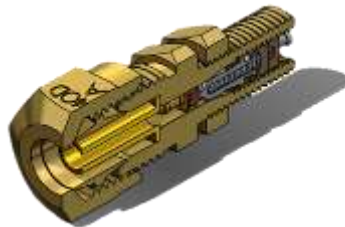


3/4"-14 NPTF



1"-11.5 NPTF

SCALE- 1:1



Hex Size

0.250

0.313

0.375

0.438

0.500

0.563

0.625

0.688

0.750

0.813

0.875

0.938

1.000

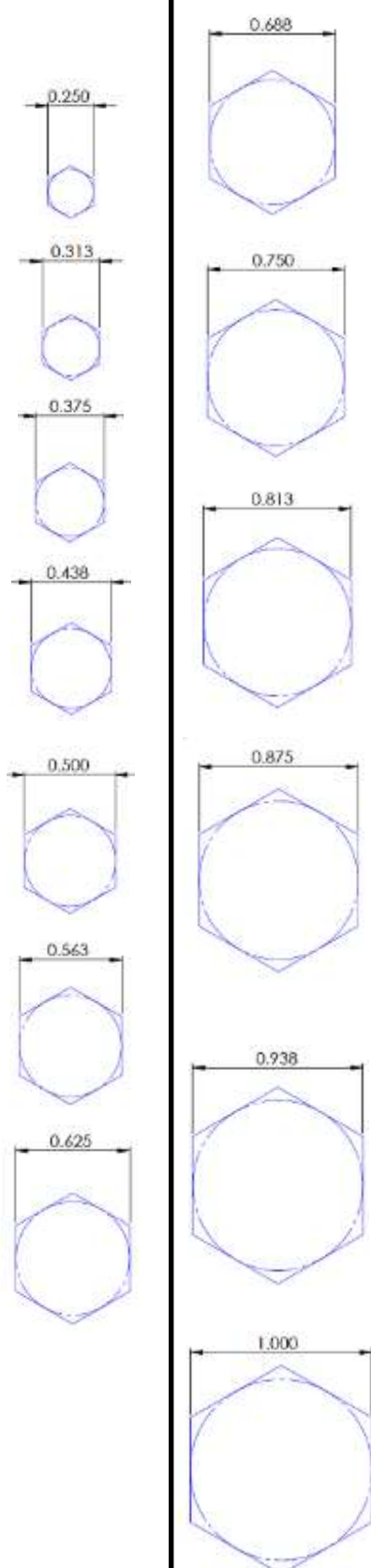







TABLE OF CONTENTS

CATALOG SECTION	PAGE NUMBER	CATALOG SECTION	PAGE NUMBER
BRASS PIPE FITTINGS	2-10	DRAIN & TRUCK VALVES	93-95
STEEL BULKHEADS & ADAPTERS	11-14	SELECTOR VALVES	96-98
BRASS HOSE BARB FITTINGS	15-21	PANEL MOUNT BALL VALVES	99-100
BRASS PUSH-LOK HOSE BARB FITTINGS	22-26	INDUSTRIAL BALL VALVES	101-103
BRASS FLARE FITTINGS	27-37	CHECK VALVES	104-105
BRASS 37° (JIC) FLARE FITTINGS	38-41	SOLID BOTTOM SHUT-OFF VALVES	106-107
BRASS INVERTED FLARE FITTINGS	42-45	NEEDLE VALVES	108-110
BRASS GARDEN HOSE FITTINGS	46-51	BRASS MINI BALL VALVES	111-112
BRASS COMPRESSION FITTINGS	52-59	PUSH BUTTON VALVES	113
NICKEL PLATED BRASS PUSH-IN FITTINGS	60-65	PRODUCT WARRANTY	114
NYLON AIR BRAKE DOT FITTINGS	66-70	PIPE THREAD SPECIFICATIONS	115
BRASS PUSH-IN DOT FITTINGS	72-76	FITTING CONFIGURATION & NUMBERING	116-117
COMPOSITE PUSH-IN DOT FITTINGS	77-82	CUSTOMER SET-UP	118
TRANSMISSION FITTINGS	83-85	CUSTOMER CREDIT APPLICATION FORM	119
NYLON AIR BRAKE TUBING	86-87		
AIR BRAKE HOSE ENDS	88-91		
J1402 AIR BRAKE HOSE	92		



BRASS PIPE FITTINGS

CONSTRUCTION	• CA360, CA345, CA3604, CA377 Brass 
APPLICATIONS	• Use with brass, copper or iron pipe 
RANGES	• Temperature Range: 65° to +250° F. • Pressure Range: Up to 1000 PSI 



Pipe Thread Assembly:

Straight Fittings:

1. Hand Tighten
2. 1/8" to 1/2": Wrench Tight 2 Full 360° Turns
1/2" & Above: 1 1/2" Full Turns

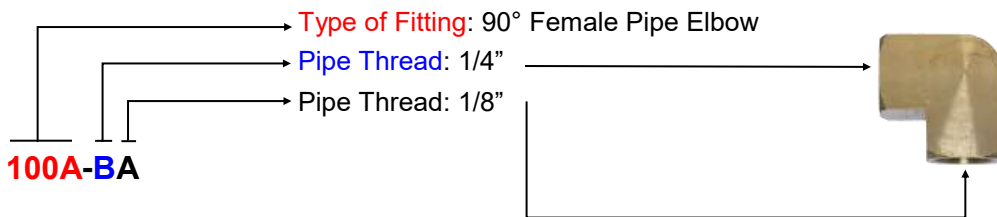
Shaped Fittings:

1. Hand Tighten
2. Wrench Tight 1" to 1 1/2" Full 360° Turns

**For NPTF Pipe Threads with Pre-Applied Sealant*

ORDERING INFORMATION

- Parts that include "F" in the part number, for example, 101AF-A, are supplied forgings.
- Parts that include "PBF" or "LF" are supplied as low lead compliant fittings.
- Part number without the "PBF" distinction are NOT lead free compliant.
- Nomenclature Example:








NOTES

- Non-stock items and special parts are available on a quotation basis.
- Configurations and dimensions are subject to change without notice.

Quality Matters!
Our Pipe Threads are made with the proper wall thickness and are made to dry-seal specifications.

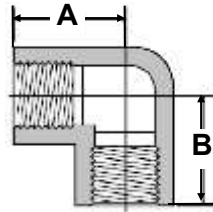
⚠ WARNING: Products offered by Robo-Fit can expose you to chemicals such as lead, a chemical which is known to the State of California to cause cancer, birth defects, or other reproductive harm. For more information go to www.P65Warnings.ca.gov

<p>100A 90° Female Elbow</p> 	<p>100-45A 45° Female Elbow</p> 	<p>101A Female Pipe Tee</p> 	<p>102A Female Cross Tee</p> 	<p>103A Female Coupling</p> 	<p>104A Ground Joint</p> 
<p>108A Pipe Cap</p> 	<p>109A (Cored)</p> 	<p>109AS (Solid) Square Head Plug</p> 	<p>109CS Counter Sunk Plug</p> 	<p>110FB Face Bushing</p> 	<p>110A Hex Bushing</p> 
<p>111A Lock Nut</p> 	<p>112A Close Nipple</p> 	<p>113A Yellow Brass Nipple</p> 	<p>113RB Red Brass Nipple</p> 	<p>116A 90° Street Elbow</p> 	<p>116AL 90° Long Street Elbow</p> 
<p>116AM 90° Male Elbow</p> 	<p>117A Slotted Plug</p> 	<p>119A Reducer</p> 	<p>120A Adapter</p> 	<p>121A (Cored) Hex Head Plug</p> 	<p>121AS (Solid) Hex Head Plug</p> 
<p>122A Hex Nipple</p> 	<p>123A Hex Reducing Nipple</p> 	<p>124A 45° Street Elbow</p> 	<p>127A Street Tee</p> 	<p>127S Street Tee (FXMXM)</p> 	<p>T9 Branch Tee</p> 
<p>T12 Male Tee</p> 	<p>129A Bulkhead</p> 				

100A 90° ELBOW FPT TO FPT

PART NUMBER	PIPE THREAD	A	B
100A-A	1/8"	.59	.59
100AF-A	1/8"	.58	.58
100A-B	1/4"	.78	.78
100AF-B	1/4"	.72	.72
100A-BA	1/4" x 1/8"	.72	.72
100A-C	3/8"	.84	.84
100A-CB	3/8" x 1/4"	.84	.84
100AF-CB	3/8" x 1/4"	.81	.81
100A-D	1/2"	.84	.84
100AF-D	1/2"	1.00	1.00
100A-DC	1/2" x 3/8"	1.00	1.00
100AF-DC	1/2" x 3/8"	1.00	1.00
100A-E	3/4"	1.18	1.18
100AF-E	3/4"	1.10	1.10

REF SAE 130238



Forged Style

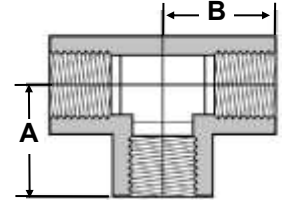


Barstock Style

101A TEE FPT ALL ENDS

PART NUMBER	PIPE THREAD	A	B
101A-A	1/8"	.56	.56
101AF-A	1/8"	.56	.56
101A-B	1/4"	.75	.75
101AF-B	1/4"	.72	.72
101A-BBA	1/4" x 1/4" x 1/8"	.69	.69
101A-C	3/8"	.84	.84
101AF-C	3/8"	.84	.84
101A-CCB	3/8" x 3/8" x 1/4"	.80	.85
101A-D	1/2"	1.09	1.09
101AF-D	1/2"	.98	.98
100A-DDC	1/2" x 1/2" x 3/8"	1.00	1.00
101A-E	3/4"	1.18	1.18
101AF-E	3/4"	1.13	1.13

REF SAE 130438



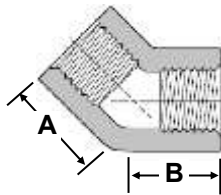
Forged Style



Barstock Style

100-45A ELBOW 45° FPT TO FPT

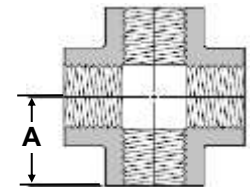
PART NUMBER	PIPE THREAD	A	B
100-45A-A	1/8"	.46	.46
100-45A-B	1/4"	.64	.64
100-45A-C	3/8"	.61	.61
100-45A-D	1/2"	.91	.91
100-45A-E	3/4"	1.00	1.00



Barstock Style

102A CROSS FPT ALL ENDS

PART NUMBER	PIPE THREAD	A
102A-A	1/8"	.65
102AF-A	1/8"	.52
102A-B	1/4"	.78
102AF-B	1/4"	.66
102A-C	3/8"	.98
102AF-C	3/8"	.82
102AF-D	1/2"	1.08
102A-D	1/2"	1.07
102AF-E	3/4"	1.18



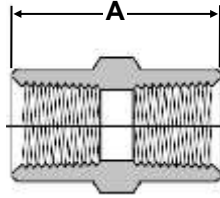
Forged Style



Barstock Style

103A COUPLING FPT TO FPT

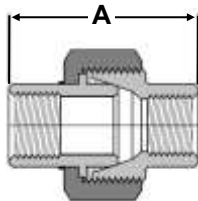
PART NUMBER	PIPE THREAD	A	HEX
103AH-A	1/8"	.75	9/16"
103AH-B	1/4"	1.12	3/4"
103AH-C	3/8"	1.12	7/8"
103AH-D	1/2"	1.50	1-1/16"
103AH-E	3/4"	1.53	1-3/8"



REF SAE 130138

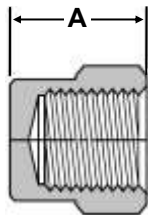
104A GROUND JOINT UNION FPT TO FPT

PART NUMBER	PIPE THREAD	A	HEX
104A-A	1/8"	1.19	9/16"
104A-B	1/4"	1.22	11/16"
104A-C	3/8"	1.72	11/16"
104A-D	1/2"	1.78	15/16"
104A-E	3/4"	1.88	1-1/4"



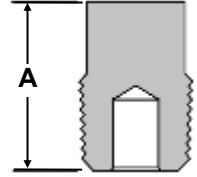
108A PIPE CAP

PART NUMBER	PIPE THREAD	A	HEX
108A-A	1/8"	.47	9/16"
108A-B	1/4"	.59	11/16"
108A-C	3/8"	.69	13/16"
108A-D	1/2"	.78	15/16"
108A-E	3/4"	.94	1-1/4"



109A SQUARE HEAD PLUG CORED

PART NUMBER	PIPE THREAD	A
109A-A	1/8"	.58
109A-B	1/4"	.70
109A-C	3/8"	.73
109A-D	1/2"	.93
109A-E	3/4"	1.00
109A-F	1"	1.20



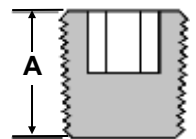
109AS SQUARE HEAD PLUG

PART NUMBER	PIPE THREAD	A
109AS-D	1/2"	.93
109AS-E	3/4"	1.00
109AS-F	1"	1.20



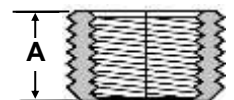
109CS COUNTER-SUNK PLUG

PART NUMBER	PIPE THREAD	A
109CS-A	1/8"	.30
109CS-B	1/4"	.45
109CS-C	3/8"	.45
109CS-D	1/2"	.60
109CS-E	3/4"	.55



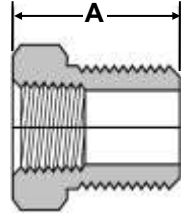
110FB FACE BUSHING

PART NUMBER	PIPE THREAD	A
110FB-CB	3/8" x 1/4"	.50
110FB-DB	1/2" x 1/4"	.53
110FB-DC	1/2" x 3/8"	.53
110FB-ED	3/4" x 1/2"	.55



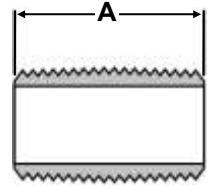
110A HEX BUSHING

PART NUMBER	PIPE THREAD	A	HEX
110A-BA	1/4" x 1/8"	.62	9/16"
110AH-BA	1/4" x 1/8"	.75	9/16"
110A-CA	3/8" x 1/8"	.69	11/16"
110AH-CA	3/8" x 1/8"	.75	11/16"
110A-CB	3/8" x 1/4"	.69	11/16"
110AH-CB	3/8" x 1/4"	.75	3/4"
110A-DA	1/2" x 1/8"	.81	13/16"
110AH-DA	1/2" x 1/8"	1.00	7/8"
110A-DB	1/2" x 1/4"	.81	13/16"
110AH-DB	1/2" x 1/4"	1.00	7/8"
110A-DC	1/2" x 3/8"	.81	13/16"
110AH-DC	1/2" x 3/8"	1.00	7/8"
110A-EA	3/4" x 1/8"	.94	1-1/16"
110AH-EA	3/4" x 1/8"	1.00	1-1/8"
110A-EB	3/4" x 1/4"	.94	1-1/16"
110AH-EB	3/4" x 1/4"	1.00	1-1/8"
110A-EC	3/4" x 3/8"	.94	1-1/16"
110AH-EC	3/4" x 3/8"	1.00	1-1/8"
110A-ED	3/4" x 1/2"	.94	1-1/16"
110AH-ED	3/4" x 1/2"	1.00	1-1/8"
110A-FB	1" x 1/4"	1.12	1-3/8"
110A-FC	1" x 3/8"	1.12	1-3/8"
110A-FD	1" x 1/2"	1.12	1-3/8"
110A-FE	1" x 3/4"	1.12	1-3/8"



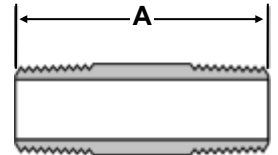
112A CLOSE NIPPLE

PART NUMBER	PIPE THREAD	A
112A-A	1/8"	.75
112A-B	1/4"	.88
112A-C	3/8"	1.00
112A-D	1/2"	1.12
112A-E	3/4"	1.31
112A-F	1"	1.31



113A LONG NIPPLE (YELLOW BRASS)

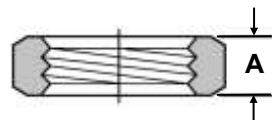
PART NUMBER	PIPE THREAD	A
113A-A15	1/8"	1-1/2"
113A-B15	1/4"	1-1/2"
113A-C15	3/8"	1-1/2"
113A-D15	1/2"	1-1/2"
113A-E15	3/4"	1-1/2"
113A-A2	1/8"	2"
113A-B2	1/4"	2"
113A-C2	3/8"	2"
113A-D2	1/2"	2"
113A-A25	1/8"	2.5"
113A-B25	1/4"	2.5"
113A-C25	3/8"	2.5"
113A-D25	1/2"	2.5"
113A-E25	3/4"	2.5"
113A-E3	3/4"	3"



REF SAE 130140 (AH Style)

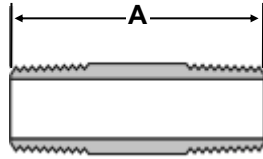
111A LOCK NUT

PART NUMBER	PIPE THREAD	A	HEX
111A-A	1/8"	.19	11/16"
111A-B	1/4"	.25	7/8"
111A-C	3/8"	.31	1"
111A-D	1/2"	.25	1-1/8"
111A-E	3/4"	.33	1-1/2"



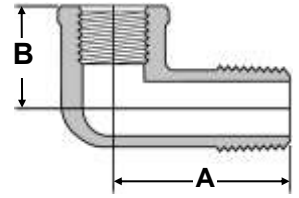
113RB LONG NIPPLE (RED BRASS)

PART NUMBER	PIPE THREAD	A
113RB-A25	1/8"	2-1/2"
113RB-B25	1/4"	2-1/2"
113RB-C25	3/8"	2-1/2"
113RB-D25	1/2"	2-1/2"
113RB-E25	3/4"	2-1/2"
113RB-A3	1/8"	3"
113RB-B3	1/4"	3"
113RB-C3	3/8"	3"
113RB-D3	1/2"	3"
113RB-E3	3/4"	3"
113RB-A35	1/8"	3-1/2"
113RB-B35	1/4"	3-1/2"
113RB-C35	3/8"	3-1/2"
113RB-D35	1/2"	3-1/2"
113RB-E35	3/4"	3-1/2"
113RB-A4	1/8"	4"
113RB-B4	1/4"	4"
113RB-C4	3/8"	4"
113RB-D4	1/2"	4"
113RB-E4	3/4"	4"
113RB-A45	1/8"	4-1/2"
113RB-B45	1/4"	4-1/2"
113RB-C45	3/8"	4-1/2"
113RB-D45	1/2"	4-1/2"
113RB-E45	3/4"	4-1/2"
113RB-A5	1/8"	5"
113RB-B5	1/4"	5"
113RB-C5	3/8"	5"
113RB-D5	1/2"	5"
113RB-E5	3/4"	5"
113RB-A55	1/8"	5-1/2"
113RB-B55	1/4"	5-1/2"
113RB-C55	3/8"	5-1/2"
113RB-D55	1/2"	5-1/2"
113RB-E55	3/4"	5-1/2"
113RB-A6	1/8"	6"
113RB-B6	1/4"	6"
113RB-C6	3/8"	6"
113RB-D6	1/2"	6"
113RB-E6	3/4"	6"



116A 90° STREET ELBOW

PART NUMBER	PIPE THREAD	A	B
116A-A	1/8"	.62	.35
116AF-A	1/8"	.81	.56
116A-A-BK	1/8"	.62	.48
116A-B	1/4"	.78	.43
116AF-B	1/4"	.86	.44
116A-B-BK	1/4"	.91	.72
116A-C	3/8"	1.00	.89
116AF-C	3/8"	.98	.68
116A-C-BK	3/8"	.97	.78
116A-D	1/2"	1.25	1.03
116AF-D	1/2"	1.43	.94
116A-D-BK	1/2"	1.25	1.03
116A-E	3/4"	1.40	1.08
116AF-E	3/4"	1.50	.91
116A-E-BK	3/4"	1.39	1.10



Mailbox Style



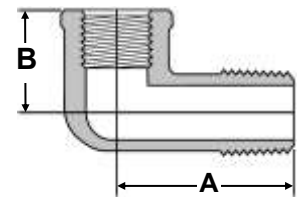
Forged Style



Block Style

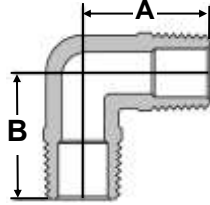
116AL STREET ELBOW LONG PATTERN

PART NUMBER	PIPE THREAD	A	B
116AL-A	1/8"	.80	.46
116AL-B	1/4"	1.10	.68
116AL-C	3/8"	1.29	.95



116AM MALE ELBOW

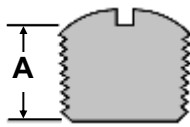
PART NUMBER	PIPE THREAD	A	B
116AM-A	1/8"	.69	.69
116AMF-A	1/8"	.71	.71
116AM-B	1/4"	.88	.88
116AMF-B	1/4"	1.09	1.09
116AMF-BA	1/4" x 1/8"	.77	.95
116AM-C	3/8"	1.06	1.06
116AM-CB	3/8" x 1/4"	.92	.92
116AM-D	1/2"	1.40	1.40
116AMF-D	1/2"	1.41	1.41
116AM-DC	1/2" x 3/8"	1.02	1.12



Forged Style Shown: 116AMF-A

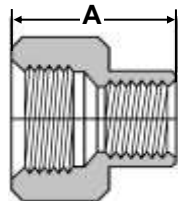
117A SLOTTED PLUG

PART NUMBER	PIPE THREAD	A
117A-A	1/8"	.30
117A-B	1/4"	.45
117A-C	3/8"	.45



119A REDUCER FPT TO FPT

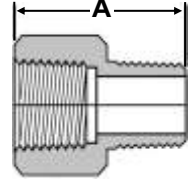
PART NUMBER	PIPE THREAD	A	Hex
119AH-BA	1/4" x 1/8"	.96	3/4"
119A-CA	3/8" x 1/8"	1.00	3/4"
119AH-CB	3/8" x 1/4"	1.16	7/8"
119A-DA	1/2" x 1/8"	1.19	15/16"
119AH-DB	1/2" x 1/4"	1.38	1-1/16"
119AH-DC	1/2" x 3/8"	1.38	1-1/16"
119A-ED	3/4" x 1/2"	1.19	1-1/4"
119AH-ED	3/4" x 1/2"	1.50	1-3/8"



REF SAE 130138 (AH Style)

120A ADAPTER FPT TO MPT

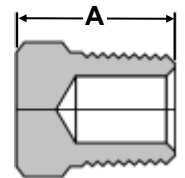
PART NUMBER	PIPE THREAD	A	Hex
120AH-AA	1/8" x 1/8"	.87	9/16"
120AH-BA	1/4" x 1/8"	1.06	3/4"
120AH-BB	1/4" x 1/4"	1.06	3/4"
120A-CA	3/8" x 1/8"	1.00	3/4"
120AH-CB	3/8" x 1/4"	1.25	7/8"
120AH-CC	3/8" x 3/8"	1.25	1.06
120AH-DB	1/2" x 1/4"	1.46	1-1/16"
120AH-DC	1/2" x 3/8"	1.46	1-1/16"
120AH-DD	1/2" x 1/2"	1.65	1-1/16"
120A-ED	3/4" x 1/2"	1.22	1-1/4"



REF SAE 130139 (AH Style)

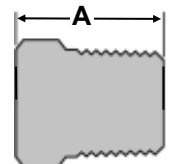
121A HEX HEAD PLUG CORED

PART NUMBER	PIPE THREAD	A	Hex
121A-A	1/8"	.56	7/16"
121A-B	1/4"	.62	9/16"
121A-C	3/8"	.72	11/16"
121A-D	1/2"	.81	7/8"
121A-E	3/4"	.84	1-1/16"
121A-F	1"	1.12	1-3/16"



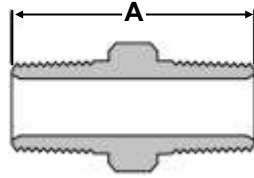
121AS HEX HEAD PLUG SOLID

PART NUMBER	PIPE THREAD	A	Hex
121AS-A	1/8"	.56	7/16"
121AS-B	1/4"	.62	9/16"
121AS-C	3/8"	.72	11/16"
121AS-D	1/2"	.81	7/8"
121AS-E	3/4"	.94	1-1/16"



122A HEX NIPPLE

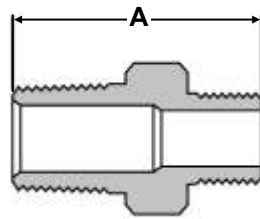
PART NUMBER	PIPE THREAD	A	Hex
122AH-A	1/8"	.97	7/16"
122AH-B	1/4"	1.37	9/16"
122AH-C	3/8"	1.40	11/16"
122AH-D	1/2"	1.81	7/8"
122AH-E	3/4"	1.96	1-1/8"



REF SAE 130137

123A HEX REDUCING NIPPLE

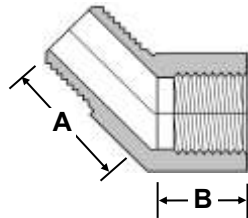
PART NUMBER	PIPE THREAD	A	Hex
123AH-BA	1/4" x 1/8"	1.18	9/16"
123AH-CA	3/8" x 1/8"	1.21	11/16"
123AH-CB	3/8" x 1/4"	1.40	11/16"
123AH-DB	1/2" x 1/4"	1.62	7/8"
123AH-DC	1/2" x 3/8"	1.62	7/8"
123A-ED	3/4" x 1/2"	1.50	1-1/16"



REF SAE 130137 (AH Style)

124A STREET ELBOW 45°

PART NUMBER	PIPE THREAD	A	B
124A-A	1/8"	.38	.50
124A-B	1/4"	.74	.55
124A-C	3/8"	.78	.56
124A-D	1/2"	.98	.74
124A-E	3/4"	1.125	.75

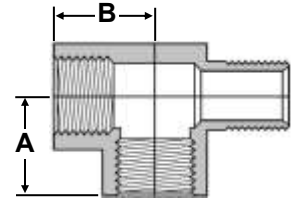


REF SAE 130339

Forged Style Shown: 124AF-A

127A STREET TEE FPT TO MPT TO FPT

PART NUMBER	PIPE THREAD	A	B
127A-A	1/8"	.55	.56
127A-B	1/4"	.78	.91
127A-C	3/8"	.84	1.03
127A-D	1/2"	1.16	1.16



REF SAE 130339

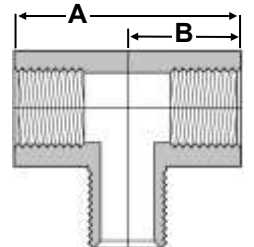


Forged Style Shown: 127AF-D



T9 BRANCH TEE FPT TO FPT TO MPT

PART NUMBER	PIPE THREAD	A	B
T9-222	1/8"	.62	.31
T9-444	1/4"	1.50	.75
T9-666	3/8"	1.60	.80
T9-888	1/2"	2.14	1.07



REF SAE 130425



Pre-Applied Thread Sealant Available

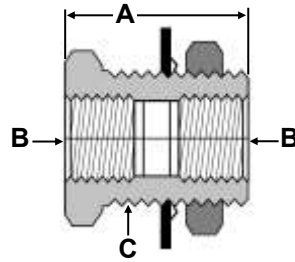
Want thread sealant applied to your pipe ends?

We apply our sealant in house with our custom made sealant applicator, capable of completing up to 1,000pcs per hour.





129A BULKHEAD ADAPTER FPT TO FPT

PART NUMBER	A	B	C	Body Hex	Nut Hex
129AS-A	.96	1/8" FPT	5/8"-18	7/8"	15/16"
129A-A	1.50	1/8" FPT	5/8"-18	7/8"	15/16"
129AS-B	.92	1/4" FPT	3/4"-16	1"	1 1/16"
129A-B	1.50	1/4" FPT	3/4"-16	1"	1 1/16"
129A-C	1.32	3/8" FPT	1"-14	1 1/8"	1 1/4"
129A-D	1.50	1/2" FPT	1 1/8"-14	1 1/4"	1 3/8"
129A-E	1.50	3/4" FPT	1-5/16"-12	1 1/2"	1 1/2"





STEEL BULKHEADS & ADAPTERS

<p>CONSTRUCTION</p>	<ul style="list-style-type: none"> • AISI 1045 Steel, Carbon Steel:12L14 Plating: ASTM B 633 Type V (High Corrosion Clear Trivalent)
<p>APPLICATIONS</p> 	<ul style="list-style-type: none"> •Panel Mounts •Transportation: Air brake systems, trucks, trails, RVs.
<p>RANGES</p>	<ul style="list-style-type: none"> •Temperature Range: 0°F to 350° F. • Pressure Range: Up to 2500PSI 



Pipe Thread Assembly:

Straight Fittings:

1. Hand Tighten
2. 1/8" to 1/2": Wrench Tight 2 Full 360° Turns
1/2" & Above: 1 1/2" Full Turns

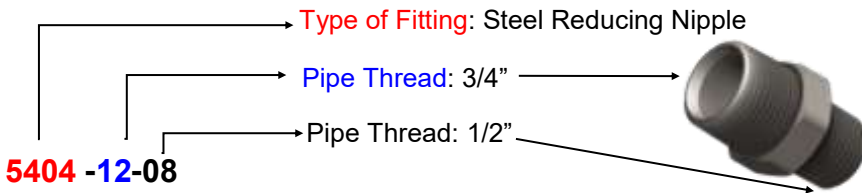


Shaped Fittings:

1. Hand Tighten
2. Wrench Tight 1" to 1 1/2" Full 360° Turns

ORDERING INFORMATION

• Nomenclature Example:



Quality Matters!

Our pipe threads are made with the proper wall thickness and are made to dry-seal specifications.

NOTES

- Non-stock items and special parts are available on a quotation basis.
- Configurations and dimensions are subject to change without notice.

⚠ WARNING: Products offered by Robo-Fit can expose you to chemicals such as lead, a chemical which is known to the State of California to cause cancer, birth defects, or other reproductive harm. For more information go to www.P65Warnings.ca.gov

RF21204

1/4" FPT (Short) Bulkhead Coupling



RF5465

1/4" FPT Bulkhead Coupling



RF5498

Steel Bulkhead Adapter Coupling



RF5730

Steel Bulkhead Adapter Coupling



RF17709

3/8" FPT Bulkhead Coupling




RF11304

Steel Bulkhead Adapter Coupling



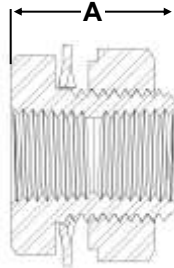
5404

Steel Hex Nipple



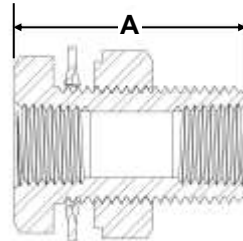
RF21204 1/4" FPT Steel Bulkhead Coupling (Short)

PART NUMBER	FPT	FPT	STRAIGHT THREAD	A	BODY HEX	NUT HEX
RF21204	1/4"	1/4"	3/4"-16 UNF	.94"	1"	1.063"



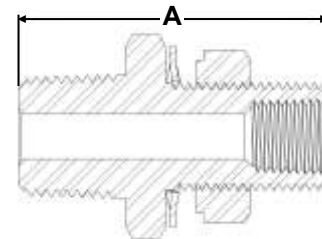
RF5465 1/4" FPT Steel Bulkhead Coupling

PART NUMBER	FPT	FPT	STRAIGHT THREAD	A	BODY HEX	NUT HEX
RF5465	1/4"	1/4"	3/4"-16 UNF	1.25"	1"	1.063"



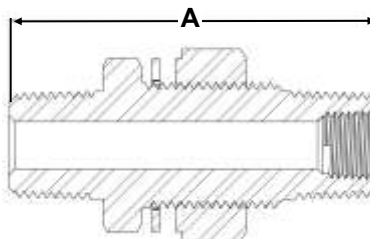
RF5498 Steel Bulkhead Adapter Coupling

PART NUMBER	MPT	FPT	STRAIGHT THREAD	A	BODY HEX	NUT HEX
RF5498	1/2"	1/4"	3/4"-16 UNF	2.16"	1.25"	1.063"



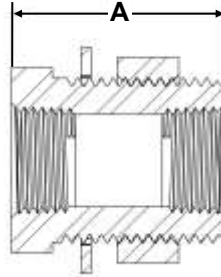
RF5730 Steel Bulkhead Adapter Coupling

PART NUMBER	MPT	FPT	STRAIGHT THREAD	A	BODY HEX	NUT HEX
RF5730	1/2"	1/4"	1"-14 UNS	2.94"	1.25"	1.375"



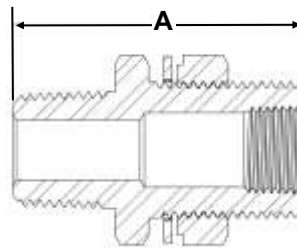
RF17709 3/8" Steel Bulkhead Coupling

PART NUMBER	FPT	FPT	STRAIGHT THREAD	A	BODY HEX	NUT HEX
RF17709	3/8"	3/8"	1"-14 UNS	1.31"	1.125"	1.25"



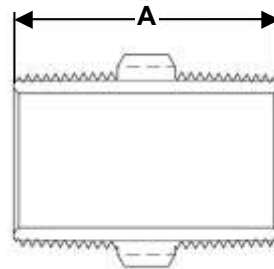
RF11304 Steel Bulkhead Adapter Coupling

PART NUMBER	MPT	FPT	STRAIGHT THREAD	A	BODY HEX	NUT HEX
RF11304	1/2"	3/8"	1"-14 UNS	2.15"	1.25"	1.25"



5404 Steel Hex Nipple

PART NUMBER	MPT	MPT	A	BODY HEX
5404-12-08	3/4"	1/2"	1.925"	1.125"
5404-12-12	3/4"	3/4"	1.96"	1.125"



Pre-Applied Thread Sealant Available



Want thread sealant applied to your pipe ends?

We apply our sealant in house with our custom made sealant applicator, capable of completing up to 1,000pcs per hour.





BRASS HOSE BARB FITTINGS

CONSTRUCTION	<ul style="list-style-type: none"> • CA360/CA3604 Brass (Straights) • CA360/CA3604/CA377 Brass (Shapes) 
APPLICATIONS	<ul style="list-style-type: none"> • Use with thermoplastic or rubber hose and tubing. For use with a hose clamp or crimped type fitting. • Temperature Range: -40° to 160° F.
RANGES	<ul style="list-style-type: none"> • Pressure Range: Up to 150 PSI 



Pipe Thread Assembly:

Straight Fittings:

1. Hand Tighten
2. 1/8" to 1/2": Wrench Tight 2 Full 360° Turns
1/2" & Above: 1 1/2" Full Turns

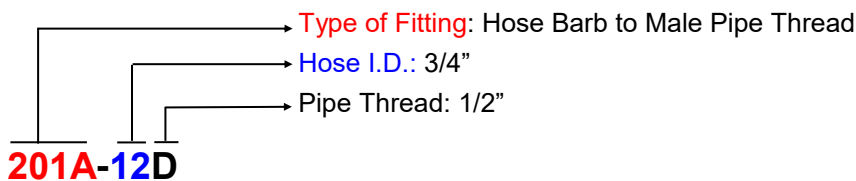
Shaped Fittings:

1. Hand Tighten
2. Wrench Tight 1" to 1 1/2" Full 360° Turns

**For NPTF Pipe Threads with Pre-Applied Sealant*

ORDERING INFORMATION

- Parts that include "PBF" are supplied as low lead compliant fittings.
- Part numbers without the "PBF" distinction are NOT lead free compliant.
- Nomenclature Example:



NOTES

- Non-stock items and special parts are available on a quotation basis.
- Configurations and dimensions are subject to change without notice.

TYPES OF BARBS

Multi-Barb



Beaded Hose Barb



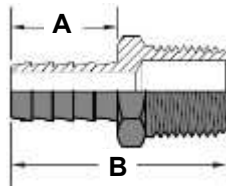
Beaded Barbs are popular with 1/2" Hose Sizes and above.

⚠ WARNING: Products offered by Robo-Fit can expose you to chemicals such as lead, a chemical which is known to the State of California to cause cancer, birth defects, or other reproductive harm. For more information go to www.P65Warnings.ca.gov

<p>201A Hose Barb to MPT</p> 	<p>201A-SV Hose Barb to MPT Swivel</p> 	<p>201AB Beaded Hose Barb to MPT</p> 	<p>201BF Hose to Male Flare</p> 
<p>209A Hose Barb to FPT</p> 	<p>209A-SV Hose Barb to FPT Swivel</p> 	<p>209AS Hose Barb to Swivel Ball End</p> 	<p>122AS Swivel Ball Adapter</p> 
<p>209ASF Hose Barb to FM Flare Swivel</p> 	<p>HE1 90° Elbow, Hose to MPT</p> 	<p>HE1-BK 90° Elbow, Hose to MPT</p> 	<p>HE1-FM 90° Elbow, Hose to FPT</p> 
<p>269HB 90° Elbow, Beaded Barb to MPT</p> 	<p>HE1-45 45° Elbow, Hose to MPT</p> 	<p>HM Hose Mender</p> 	<p>HM-90 90° Elbow, Hose to Hose</p> 
<p>HBT2 Hose Barb Tee</p> 	<p>122RWA/122LWA Welding Adapter to Hand Thread</p> 	<p>209RWA/LWA Welding Adapter, Hose x 9/16-18</p> 	<p>BF Hose Crimp On Ferrule</p> 

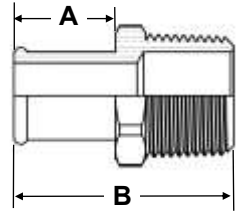
201A HOSE BARB TO MPT

PART NUMBER	HOSE ID	MPT	A	B	HEX
201A-3A	3/16"	1/8"-27	.69	1.25	1/2"
201A-3B	3/16"	1/4"-18	.69	1.48	9/16"
201A-4A	1/4"	1/8"-27	.97	1.53	1/2"
201A-4B	1/4"	1/4"-18	.97	1.76	9/16"
201A-4C	1/4"	3/8"-18	.97	1.76	11/16"
201A-5A	5/16"	1/8"-27	.97	1.53	1/2"
201A-5B	5/16"	1/4"-18	.97	1.76	9/16"
201A-5C	5/16"	3/8"-18	.97	1.76	11/16"
201A-6A	3/8"	1/8"-27	.97	1.53	1/2"
201A-6B	3/8"	1/4"-18	.97	1.76	9/16"
201A-6C	3/8"	3/8"-18	.97	1.76	11/16"
201A-6D	3/8"	1/2"-14	.97	1.97	7/8"
201A-8B	1/2"	1/4"-18	.97	1.76	9/16"
201A-8C	1/2"	3/8"-18	.97	1.76	11/16"
201A-8D	1/2"	1/2"-14	.97	1.97	7/8"
201A-8E	1/2"	3/4"-14	.97	1.97	1 1/16"
201A-10C	5/8"	3/8"-18	.97	1.76	11/16"
201A-10D	5/8"	1/2"-14	.97	1.97	7/8"
201A-10E	5/8"	3/4"-14	.97	1.97	1 1/16"
201A-12D	3/4"	1/2"-14	.97	1.97	7/8"
201A-12E	3/4"	3/4"-14	.97	1.97	1 1/16"
201A-12F	3/4"	1"-11 1/2	1.19	2.53	1 3/8"
201A-16E	1"	3/4"-14	1.19	2.19	1 1/16"
201A-16F	1"	1"-11 1/2	1.19	2.53	1 3/8"
201A-20E	1 1/4"	3/4"-14	1.19	2.28	1 3/8"
201A-20F	1 1/4"	1"-11 1/2	1.19	2.53	1 3/8"



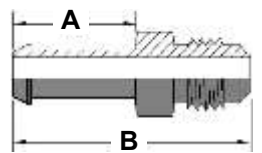
201AB BEADED HOSE BARB TO MPT

PART NUMBER	HOSE ID	MPT	A	B	HEX
201AB-4A	1/4"	1/8"-27	.62	1.18	1/2"
201AB-4B	1/4"	1/4"-18	.62	1.41	9/16"
201AB-5A	5/16"	1/8"-27	.62	1.18	1/2"
201AB-5B	5/16"	1/4"-18	.62	1.41	9/16"
201AB-6A	3/8"	1/8"-27	.87	1.43	1/2"
201AB-6B	3/8"	1/4"-18	.87	1.67	9/16"
201AB-6C	3/8"	3/8"-18	.87	1.67	11/16"
201AB-8C	1/2"	3/8"-18	.87	1.67	11/16"
201AB-8D	1/2"	1/2"-14	.87	1.88	7/8"
201AB-10D	5/8"	1/2"-14	.87	1.88	7/8"
201AB-10E	5/8"	3/4"-14	.87	1.88	1 1/16"
201AB-12D	3/4"	1/2"-14	.87	1.88	7/8"
201AB-12E	3/4"	3/4"-14	.87	1.88	1 1/16"



201BF HOSE BARB TO MALE FLARE

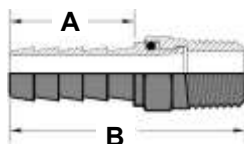
PART NUMBER	HOSE ID	FLARE THREAD	A	B	HEX
201BF-33	3/16"	3/16"	1.50	.75	7/16"
201BF-44	1/4"	1/4"	1.75	.75	1/2"
201BF-45	1/4"	5/16"	1.75	.75	1/2"
201BF-46	1/4"	3/8"	1.84	.87	5/8"
201BF-55	5/16"	5/16"	1.84	.87	5/8"
201BF-66	3/8"	3/8"	1.84	.87	5/8"
201BF-68	3/8"	1/2"	1.97	.97	3/4"
201BF-88	1/2"	1/2"	1.95	.92	7/8"



*Supplied & available in both beaded and multi barb styles

201A-SV HOSE BARB TO MPT SWIVEL

PART NUMBER	HOSE ID	MPT	A	B	HEX
201A-3A-SV	3/16"	1/8"-27	.69	1.48	1/2"
201A-4A-SV	1/4"	1/8"-27	.97	1.76	1/2"
201A-4B-SV	1/4"	1/4"-18	.97	1.80	9/16"
201A-5B-SV	5/16"	1/4"-18	.97	1.80	9/16"
201A-6B-SV	3/8"	1/4"-18	.97	1.80	9/16"
201A-6C-SV	3/8"	3/8"-18	.97	1.80	3/4"
201A-6D-SV	3/8"	1/2"-14	.97	2.00	7/8"
201A-8C-SV	1/2"	3/8"-18	.97	1.80	3/4"
201A-8D-SV	1/2"	1/2"-14	.97	2.00	7/8"
201A-12E-SV	3/4"	3/4"-14	.97	2.15	1 1/8"



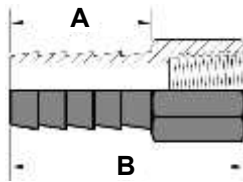
NICKEL PLATING OPTIONS

AVAILABLE




209A HOSE BARB TO FPT

PART NUMBER	HOSE ID	FPT	A	B	HEX
209A-4A	1/4"	1/8"-27	.97	1.45	1/2"
209A-4B	1/4"	1/4"-18	.97	1.61	5/8"
209A-4C	1/4"	3/8"-18	.97	1.63	3/4"
209A-5A	5/16"	1/8"-27	.97	1.45	1/2"
209A-5B	5/16"	1/4"-18	.97	1.61	5/8"
209A-5C	5/16"	3/8"-18	.97	1.63	3/4"
209A-6A	3/8"	1/8"-27	.97	1.45	1/2"
209A-6B	3/8"	1/4"-18	.97	1.61	5/8"
209A-6C	3/8"	3/8"-18	.97	1.63	3/4"
209A-6D	3/8"	1/2"-14	.97	1.77	15/16"
209A-8B	1/2"	1/4"-18	.97	1.61	5/8"
209A-8C	1/2"	3/8"-18	.97	1.63	3/4"
209A-8D	1/2"	1/2"-14	.97	1.77	15/16"
209A-10C	5/8"	3/8"-18	.97	1.63	3/4"
209A-10D	5/8"	1/2"-14	.97	1.77	15/16"
209A-12D	3/4"	1/2"-14	.97	1.77	15/16"
209A-12E	3/4"	3/4"-14	.97	1.77	1 1/8"
209A-16E	1"	3/4"-14	.97	1.77	1 1/8"



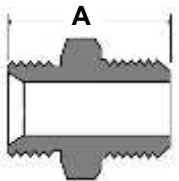
209AS HOSE BARB TO SWIVEL BALL END

PART NUMBER	HOSE ID	FPT	A	B
209AS-4B	1/4"	1/4"-18	.97	1.56
209AS-5B	5/16"	1/4"-18	.97	1.56
209AS-6B	3/8"	1/4"-18	.97	1.56
209AS-6C	3/8"	3/8"-18	.97	1.62
209AS-8C	1/2"	3/8"-18	.97	1.62
209AS-8D	1/2"	1/2"-18	.97	1.73
209AS-12E	3/4"	3/4"-14	.97	1.73



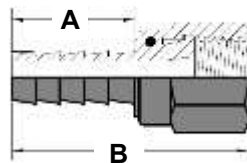
122AS SWIVEL BALL ADAPTER

PART NUMBER	MALE N.P.S.M.	MPT	A	HEX
122AS-4A	1/4"	1/8"-27	.91	9/16"
122AS-4B	1/4"	1/4"-18	1.02	9/16"
122AS-6B	3/8"	1/4"-18	1.02	11/16"
122AS-6C	3/8"	3/8"-18	1.09	11/16"
122AS-8C	1/2"	3/8"-18	1.19	27/32"
122AS-8D	1/2"	1/2"-14	1.39	27/32"



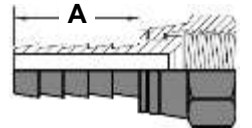
209A-SV HOSE BARB TO FPT SWIVEL

PART NUMBER	HOSE ID	FPT	A	B	HEX
209A-3A-SV	3/16"	1/8"-27	.69	1.45	1/2"
209A-4A-SV	1/4"	1/8"-27	.97	1.73	1/2"
209A-4B-SV	1/4"	1/4"-18	.97	1.80	5/8"
209A-5B-SV	5/16"	1/4"-18	.97	1.80	5/8"
209A-6B-SV	3/8"	1/4"-18	.97	1.80	5/8"
209A-6C-SV	3/8"	3/8"-18	.97	1.82	3/4"
209A-6D-SV	3/8"	1/2"-14	.97	1.86	15/16"
209A-8C-SV	1/2"	3/8"-18	.97	1.82	3/4"
209A-8D-SV	1/2"	1/2"-14	.97	1.86	15/16"



209ASF HOSE BARB TO FEMALE FLARE SWIVEL

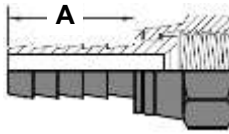
PART NUMBER	HOSE ID	FLARE THREAD	A	HEX
209ASF-44	1/4"	7/16"-20	.97	9/16"
209ASF-45	1/4"	1/2"-20	.97	5/8"
209ASF-55	5/16"	1/2"-20	.97	5/8"
209ASF-68	3/8"	3/4"-16	.97	7/8"
209ASF-88	1/2"	3/4"-16	.97	7/8"
209ASF-810	1/2"	7/8"-14	.97	1"
209ASF-1010	5/8"	7/8"-14	.97	1"
209ASF-1210	3/4"	7/8"-14	.97	1"



*Female Flare is a dual angle seat, accepting both 37°/45°

209ASF-45° HOSE BARB TO FEMALE FLARE SWIVEL

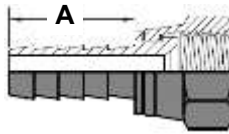
PART NUMBER	HOSE ID	FLARE THREAD	A	HEX
209ASF-46-45°	1/4"	5/8"-18	.97	3/4"
209ASF-56-45°	5/16"	5/8"-18	.97	3/4"
209ASF-66-45°	3/8"	5/8"-18	.97	3/4"
209ASF-1212-45°	3/4"	1 1/16"-14	.97	1 1/4"



*Flare accepts 45° mating part only

209ASF-37° HOSE BARB TO FEMALE FLARE SWIVEL

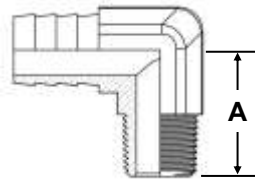
PART NUMBER	HOSE ID	FLARE THREAD	A	HEX
209ASF-46-37°	1/4"	9/16"-18	.97	11/16"
209ASF-56-37°	5/16"	9/16"-18	.97	11/16"
209ASF-66-37°	3/8"	9/16"-18	.97	11/16"
209ASF-1212-37°	3/4"	1 1/16"-12	.97	1 1/4"



*Flare accepts 37° mating part only

HE1 90° ELBOW, HOSE TO MPT

PART NUMBER	HOSE ID	MPT	A
HE1-3B	3/16"	1/4"-18	0.95
HE1-4A	1/4"	1/8"-27	0.781
HE1-4B	1/4"	1/4"-18	1.00
HE1-4C	1/4"	3/8"-18	1.00
HE1-5A	5/16"	1/8"-27	0.764
HE1-5B	5/16"	1/4"-18	1.00
HE1-5C	5/16"	3/8"-18	1.09
HE1-6A	3/8"	1/8"-27	0.70
HE1-6B	3/8"	1/4"-18	0.86
HE1-6C	3/8"	3/8"-18	1.00
HE1-6D	3/8"	1/2"-14	1.28
HE1-8B	1/2"	1/4"-18	0.95
HE1-8C	1/2"	3/8"-18	1.08
HE1-8D	1/2"	1/2"-14	1.22
HE1-10C	5/8"	3/8"-18	1.13
HE1-10D	5/8"	1/2"-14	1.21
HE1-12E	3/4"	3/4"-14	1.31
HE1-16F	1"	1"-11.5"	1.75



*Forged Style



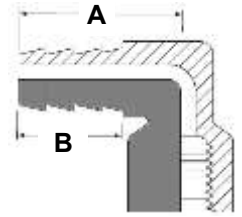
*Barstock Style

Add a "BK" to the end of the part number

Ex: HE1-4A-BK

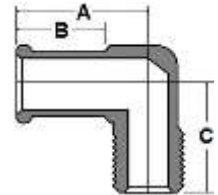
HE1-FM 90° ELBOW, HOSE TO FPT

PART NUMBER	HOSE ID	FPT	A	B
HE1-4A-FM	1/4"	1/8"-27	1.05	.79
HE1-4B-FM	1/4"	1/4"-18	1.14	.79
HE1-6A-FM	3/8"	1/8"-27	1.33	.97
HE1-6B-FM	3/8"	1/4"-18	1.33	.97
HE1-6C-FM	3/8"	3/8"-18	1.33	.97
HE1-8B-FM	1/2"	1/4"-18	1.64	.97
HE1-8C-FM	1/2"	3/8"-18	1.64	.97
HE1-8D-FM	1/2"	1/2"-14	1.64	.97
HE1-12E-FM	3/4"	3/4"-14	1.52	.97



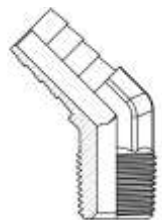
269HB 90° ELBOW, BEADED BARB TO MPT

PART NUMBER	HOSE ID	MPT	A	B	C
269HB-6-6	3/8"	3/8"-18	1.19	.78	.88
269HB-8-4	1/2"	1/4"-18	1.16	.78	.99
269HB-8-6	1/2"	3/8"-18	1.16	.78	1.08
269HB-8-8	1/2"	1/2"-14	1.28	.78	1.25
269HB-10-4	5/8"	1/4"-18	1.13	.78	.99
269HB-10-6	5/8"	3/8"-18	1.16	.78	.99
269HB-10-8	5/8"	1/2"-14	1.28	.78	1.25
269HB-12-8	3/4"	1/2"-14	1.28	.78	1.25
269HB-12-12	3/4"	3/4"-14	1.33	.78	1.27



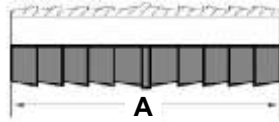
HE1-45 45° ELBOW, HOSE TO MPT

PART NUMBER	HOSE ID	MPT
HE1-45-4A	1/4"	1/8"-27
HE1-45-5A	5/16"	1/8"-27
HE1-45-5B	5/16"	1/4"-18
HE1-45-6A	3/8"	1/8"-27
HE1-45-6B	3/8"	1/4"-18
HE1-45-6C	3/8"	3/8"-18
HE1-45-8B	1/2"	1/4"-18
HE1-45-8C	1/2"	3/8"-18
HE1-45-10C	5/8"	3/8"-18



HM HOSE MENDER

PART NUMBER	HOSE ID	A
HM-2	1/8"	1.09
HM-3	3/16"	1.65
HM-4	1/4"	2.00
HM-5	5/16"	2.00
HM-6	3/8"	2.00
HM-8	1/2"	2.00
HM-10	5/8"	2.00
HM-12	3/4"	2.00
HM-16	1"	2.00



122RWA WELDING ADAPTER 9/16-18 RH

PART NUMBER	MPT	RH THREAD
122RWA-B	1/4"	9/16-18 RH
122RWA-C	3/8"	9/16-18 RH



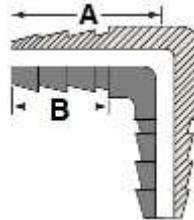
209RWA HOSE TO 9/16-18 RH

PART NUMBER	HOSE I.D.	THREAD	HEX
209RWA-3	3/16"	9/16-18 RH	11/16"
209RWA-4	1/4"	9/16-18 RH	11/16"
209RWA-5	5/16"	9/16-18 RH	11/16"
209RWA-6	3/8"	9/16-18 RH	11/16"



HM-90 90° HOSE MENDER

PART NUMBER	HOSE ID	A	B
HM-90-2	1/8"	.73	.46
HM-90-3	3/16"	1.05	.79
HM-90-4	1/4"	1.05	.79
HM-90-5	5/16"	1.15	.79
HM-90-6	3/8"	1.15	.79
HM-90-8	1/2"	1.25	.87
HM-90-10	5/8"	1.30	.87
HM-90-12	3/4"	1.41	.89



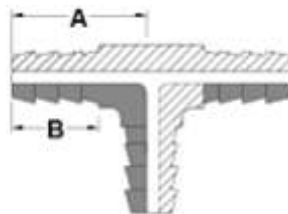
122LWA HOSE TO 9/16-18 LH

PART NUMBER	PIPE	LH THREAD
122LWA-B	1/4"	9/16-18 LH
122LWA-C	3/8"	9/16-18 LH



HBT2 HOSE BARB TEE

PART NUMBER	HOSE ID	A	B
HBT2-2	1/8"	.71	.46
HBT2-3	3/16"	.94	.71
HBT2-4	1/4"	.94	.71
HBT2-5	5/16"	1.18	.79
HBT2-6	3/8"	1.26	.86
HBT2-8	1/2"	1.26	.86
HBT2-10	5/8"	1.33	.90
HBT2-12	3/4"	1.41	.90



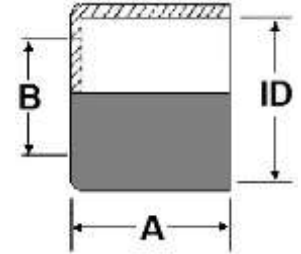
209LWA HOSE TO 9/16-18 LH

PART NUMBER	HOSE I.D.	LH THREAD	HEX
209RWA-3	3/16"	9/16-18 LH	11/16"
209RWA-4	1/4"	9/16-18 LH	11/16"
209RWA-5	5/16"	9/16-18 LH	11/16"
209RWA-6	3/8"	9/16-18 LH	11/16"



BF CRIMP ON FERRULE




Part Number	Cross Ref.	I.D.	Length (A)	Hole (B)	Thickness	Corresponding Barb Sizes
BF-.478-.687-.328	4750	0.478	0.687	0.328	0.025	3/16"
BF-.500-1.00-.343	7322	0.5	1	0.343	0.025	3/16"
BF-.500-.500-.343	624	0.5	0.5	0.343	0.02	3/16"
BF-.525-1.00-.375	7323	0.525	1	0.375	0.025	1/4"
BF-.525-1.00-.437	9974	0.525	1	0.437	0.025	1/4"
BF-.525-.470-.360	625	0.525	0.47	0.36	0.02	1/4"
BF-.531-1.00-.375	7324	0.531	1	0.375	0.025	1/4"
BF-.560-.750-.375	3588	0.56	0.75	0.375	0.02	1/4"
BF-.593-1.00-.437	7326	0.593	1	0.437	0.025	5/16"
BF-.600-.500-.500	JJ	0.6	0.5	0.5	0.02	5/16"
BF-.625-.500-.500	II	0.625	0.5	0.5	0.02	5/16"
BF-.625-1.00-.437	7327	0.625	1	0.437	0.025	3/8"
BF-.650-.500-.500	HH	0.65	0.5	0.5	0.02	3/8"
BF-.656-1.00-.437	7328	0.656	1	0.437	0.025	3/8"
BF-.675-.515-.500	GG	0.675	0.515	0.5	0.02	3/8"
BF-.690-1.00-.500	7329	0.69	1	0.5	0.025	3/8"
BF-.725-.530-.500	EE	0.725	0.53	0.5	0.02	3/8"
BF-.750-.531-.500	DD	0.75	0.531	0.5	0.02	3/8"
BF-.750-1.00-.625	7331	0.75	1	0.625	0.025	1/2"
BF-.775-.531-.500	CC	0.775	0.531	0.5	0.02	3/8"
BF-.781-1.00-.625	7332	0.781	1	0.625	0.025	1/2"
BF-.812-1.00-.625	7333	0.812	1	0.625	0.025	1/2"
BF-.937-.875-.750	7242	0.937	0.875	0.75	0.025	5/8"
BF-.975-.843-.687	5028A	0.975	0.843	0.687	0.025	5/8"
BF-1.025-.843-.687	7114A	1.025	0.843	0.687	0.025	5/8"
BF-1.150-.843-.875	7104A	1.15	0.843	0.875	0.025	3/4"
BF-1.175-.875-.875	7088A	1.175	0.875	0.875	0.025	3/4"
BF-1.500-.875-1.125	1500	1.5	0.875	1.125	0.025	1"



Please note that "Corresponding Barb Sizes" is a recommendation provided by Robo-Fit based on commonly used industry specifications. However, it is important to understand that Robo-Fit does not take responsibility for the accuracy or suitability of this recommendation. It is the user's responsibility to ensure that the selected combination of hose and fittings is appropriate for their intended application and meets all relevant safety standards and regulations. Robo-Fit strongly advises users to seek professional guidance and perform appropriate testing to verify the compatibility and integrity of any assembly. By using Robo-Fit products, you acknowledge and agree to assume full responsibility for the proper selection, installation, and use of all components.



BRASS PUSH-LOK HOSE BARBS


CONSTRUCTION	• CA360, CA345, CA3604, CA377 Brass 
APPLICATIONS	• Use with thermoplastic or rubber push-lock hose. No use of hose clamp or crimped type fitting required. 
RANGES	• Temperature Range: -30° to +180° F. 

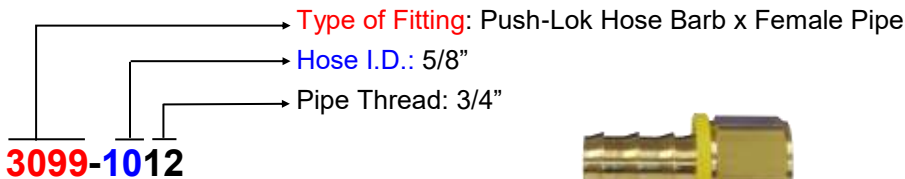


PUSH-LOK FITTING ASSEMBLY

1. Make a clean square cut on your hose end.
2. Use lubricant on the end of the hose.
3. Move the fitting into the hose so only one barb is inserted into the hose. Make sure the fitting is lined up properly with the hose.
4. Push the fitting fully into the hose so that the end of the hose is covered by the yellow plastic cap. Make sure the fitting is fully inserted before use.

ORDERING INFORMATION















- Parts that include “PBF” are supplied as low lead compliant fittings. 
- Part numbers without the “PBF” distinction are NOT lead free compliant.
- Nomenclature Example:



NOTES

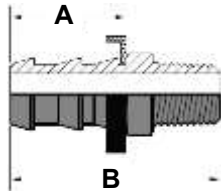
- Non-stock items and special parts are available on a quotation basis.
- Configurations and dimensions are subject to change without notice.

⚠ WARNING: Products offered by Robo-Fit can expose you to chemicals such as lead, a chemical which is known to the State of California to cause cancer, birth defects, or other reproductive harm. For more information go to www.P65Warnings.ca.gov

<p>301 Hose Barb to MPT</p> 	<p>301-SV Hose Barb to MPT Swivel</p> 	<p>302 Hose Barb to 45° Male Flare</p> 	<p>303 Rigid Tube Shank</p> 
<p>304 Hose Splicer</p> 	<p>305 Hose Barb to Inverted Flare</p> 	<p>306 Hose Barb to Inverted Flare</p> 	<p>307 Hose to 45° Flare, Swivel</p> 
<p>308 Hose to 37° Flare, Swivel</p> 	<p>309 Hose to Dual Angle, 45°/37°</p> 	<p>3099 Hose Barb to Female Pipe</p> 	<p>3099-SV Hose Barb to FPT Swivel</p> 
<p>310 Hose Barb to Male 37° Flare</p> 	<p>1000B 90° Hose Barb to Male Pipe</p> 		

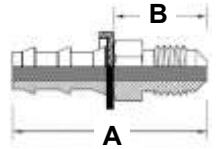
301 HOSE BARB TO MPT

PART NUMBER	HOSE ID	MPT	A	B	HEX
301-42	1/4"	1/8"-27	.87	1.43	1/2"
301-44	1/4"	1/4"-18	.87	1.66	9/16"
301-46	1/4"	3/8"-18	.87	1.66	11/16"
301-52	5/16"	1/8"-27	.87	1.43	1/2"
301-54	5/16"	1/4"-18	.87	1.66	9/16"
301-62	3/8"	1/8"-27	.97	1.53	1/2"
301-64	3/8"	1/4"-18	.97	1.76	9/16"
301-66	3/8"	3/8"-18	.97	1.76	11/16"
301-68	3/8"	1/2"-14	.97	1.97	7/8"
301-84	1/2"	1/4"-18	.97	1.76	11/16"
301-86	1/2"	3/8"-18	.97	1.76	11/16"
301-88	1/2"	1/2"-14	.97	1.97	7/8"
301-812	1/2"	3/4"-14	.97	1.97	1 1/16"
301-108	5/8"	1/2"-14	1.45	2.45	7/8"
301-1012	5/8"	3/4"-14	1.45	2.45	1 1/16"
301-128	3/4"	1/2"-14	1.45	2.45	7/8"
301-1212	3/4"	3/4"-14	1.45	2.45	1 1/16"




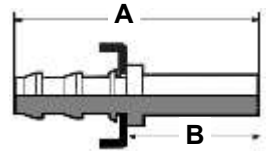
302 HOSE BARB TO 45° MALE FLARE

PART NUMBER	HOSE ID	FLARE THREAD	A	B	HEX
302-44	1/4"	1/4"	1.56	.75	7/16"
302-45	1/4"	5/16"	1.66	.84	1/2"
302-66	3/8"	3/8"	1.75	.94	5/8"
302-88	1/2"	1/2"	1.94	1.00	3/4"



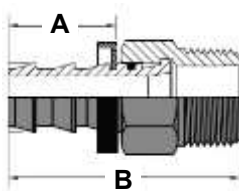
303 RIGID TUBE SHANK

PART NUMBER	HOSE ID	TUBE ID	A	B
303-43	1/4"	3/16"	1.94	1.12
303-44	1/4"	1/4"	2.00	1.19
303-45	1/4"	5/16"	2.03	1.22
303-66	3/8"	3/8"	2.16	1.34
303-88	1/2"	1/2"	2.44	1.48
303-1010	5/8"	5/8"	2.61	1.54



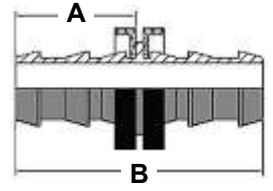
301-SV HOSE BARB TO MPT SWIVEL

PART NUMBER	HOSE ID	MPT	A	B	HEX
301-44-SV	1/4"	1/4"-18	.87	1.71	9/16"
301-54-SV	5/16"	1/4"-18	.87	1.71	9/16"
301-64-SV	3/8"	1/4"-18	.97	2.00	9/16"
301-66-SV	3/8"	3/8"-18	.97	2.00	11/16"
301-86-SV	1/2"	3/8"-18	.97	2.00	11/16"
301-88-SV	1/2"	1/2"-14	.97	2.00	7/8"



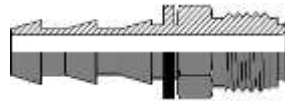
304 HOSE SPLICER

PART NUMBER	HOSE ID	A	B
304-44	1/4"	.87	1.80
304-55	5/16"	.87	1.80
304-66	3/8"	.97	2.00
304-88	1/2"	.97	2.00
304-1010	5/8"	1.45	3.03
304-1212	3/4"	1.45	3.03



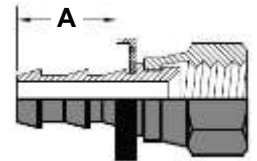
305 HOSE BARB TO INVERTED FLARE

PART NUMBER	HOSE ID	INV FLARE	HEX
305-43	1/4"	3/16"	3/8"
305-44	1/4"	1/4"	7/16"
305-45	1/4"	5/16"	1/2"
305-55	5/16"	5/16"	1/2"
305-66	3/8"	3/8"	5/8"
305-88	1/2"	1/2"	3/4"
305-1010	5/8"	5/8"	7/8"



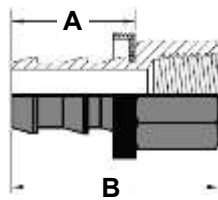
308 HOSE TO FEMALE 37° FLARE, SWIVEL

PART NUMBER	HOSE ID	FLARE THREAD	A	HEX
308-46	1/4"	9/16"-18	.87	11/16"
308-56	5/16"	9/16"-18	.87	11/16"
308-66	3/8"	9/16"-18	.97	11/16"
308-1212	3/4"	1-1/16"-12	1.45	1 1/4"



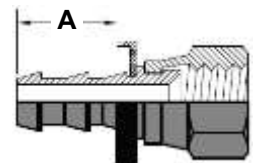
306 HOSE BARB TO INVERTED FEMALE FLARE

PART NUMBER	HOSE ID	INV FLARE	HEX
306-43	1/4"	3/16"	7/16"
306-44	1/4"	1/4"	1/2"
306-45	1/4"	5/16"	9/16"
306-66	3/8"	3/8"	3/4"
306-88	1/2"	1/2"	7/8"



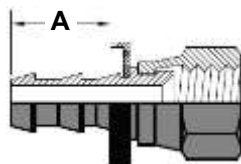
309 HOSE TO DUAL ANGLE, SWIVEL, 45°/37°

PART NUMBER	HOSE ID	FLARE THREAD	A	HEX
309-44	1/4"	7/16"-20	.87	9/16"
309-45	1/4"	1/2"-20	.87	5/8"
309-55	5/16"	1/2"-20	.87	5/8"
309-68	3/8"	3/4"-16	.97	7/8"
309-88	1/2"	3/4"-16	.97	7/8"
309-810	1/2"	7/8"-14	.97	1"
309-108	5/8"	3/4"-16	1.45	7/8"
309-1010	5/8"	7/8"-14	1.45	1"
309-1210	3/4"	7/8"-14	1.45	1"



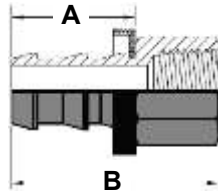
307 HOSE TO FEMALE 45° FLARE, SWIVEL

PART NUMBER	HOSE ID	FLARE THREAD	HEX	A
307-46	1/4"	5/8"-18	3/4"	.87
307-56	5/16"	5/8"-18	3/4"	.87
307-66	3/8"	5/8"-18	3/4"	.97
307-1212	3/4"	1 1/16"-14	1 1/4"	1.45



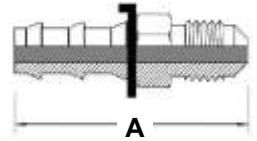
3099 HOSE TO FEMALE PIPE

PART NUMBER	HOSE ID	FPT	A	B	HEX
3099-42	1/4"	1/8"-27	.87	1.35	1/2"
3099-44	1/4"	1/4"-18	.87	1.51	5/8"
3099-46	1/4"	3/8"-18	.87	1.53	3/4"
3099-52	5/16"	1/8"-27	.87	1.35	1/2"
3099-54	5/16"	1/4"-18	.87	1.51	5/8"
3099-62	3/8"	1/8"-27	.97	1.45	1/2"
3099-64	3/8"	1/4"-18	.97	1.61	5/8"
3099-66	3/8"	3/8"-18	.97	1.63	3/4"
3099-68	3/8"	1/2"-14	.97	1.77	15/16"
3099-84	1/2"	1/4"-18	.97	1.61	5/8"
3099-86	1/2"	3/8"-18	.97	1.63	3/4"
3099-88	1/2"	1/2"-14	.97	1.77	15/16"
3099-812	1/2"	3/4"-14	.97	1.77	1 1/8"
3099-108	5/8"	1/2"-14	1.45	2.25	15/16"
3099-1012	5/8"	3/4"-14	1.45	2.25	1 1/8"
3099-128	3/4"	1/2"-14	1.45	2.25	15/16"
3099-1212	3/4"	3/4"-14	1.45	2.25	1 1/8"



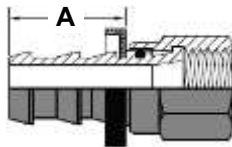
310 HOSE TO JIC MALE 37°

PART NUMBER	HOSE ID	37° Male Flare	A	HEX
310-44	1/4"	7/16"-20	1.57	1/2"
310-45	1/4"	1/2"-20	1.60	9/16"
310-66	3/8"	9/16"-18	1.60	9/16"
310-88	1/2"	3/4"-16	1.97	3/4"



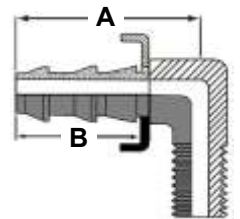
3099-SV HOSE BARB TO FPT, SWIVEL

PART NUMBER	HOSE ID	FPT	A	HEX
3099-44-SV	1/4"	1/4"-18	.87	5/8"
3099-54-SV	5/16"	1/4"-18	.87	5/8"
3099-64-SV	3/8"	1/4"-18	.97	5/8"
3099-86-SC	1/2"	3/8"-18	.97	3/4"
3099-88-SV	1/2"	1/2"-14	.97	15/16"



1000B 90° HOSE BARB TO MPT

PART NUMBER	HOSE ID	MPT	A	B
10004B-C02	1/4"	1/8"-27	1.22	.82
10004B-C04	1/4"	1/4"-18	1.40	.82
10005B-C02	5/16"	1/8"-27	1.08	.87
10005B-C04	5/16"	1/4"-18	1.15	.87
10006B-C02	3/8"	1/8"-27	1.35	.92
10006B-C04	3/8"	1/4"-18	1.40	.92
10006B-C06	3/8"	3/8"-18	1.51	.92
10008B-C06	1/2"	3/8"-18	1.54	1.02
10008B-C08	1/2"	1/2"-14	1.61	1.02
10012B-C08	3/4"	1/2"-14	2.15	1.50
10012B-C12	3/4"	3/4"-14	2.23	1.50





***Barstock Style**

Add a "BK" to the end of the part number

Ex: 10006B-Co6-BK



BRASS FLARE FITTINGS

CONSTRUCTION	• CA360, CA345, CA3604, CA377 Brass 
APPLICATIONS	• Compatible with copper, brass, aluminum and steel hydraulic tubing that can be flared
RANGES	Temperature Range: -65° to +250° F.  Pressure Range: Maximum working pressure (PSI) depends on the tubing material, O.D. wall thickness and fitting.



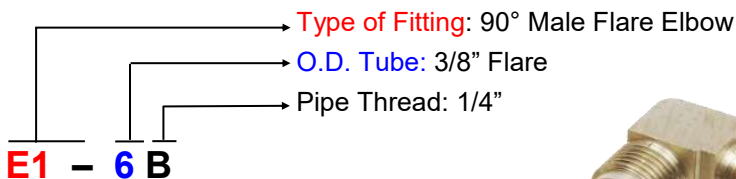
Flare Fitting Assembly:

1. Make sure the tubing is cut squarely with a tube cutter. After cutting, make sure the tube is clean and free of burrs.
2. Move the flare nut over of the tubing.
3. Flare the end of the tubing with a flaring tool.
4. Screw the nut and the connecting fitting together hand tight. Then tighten with a wrench 1/4 to 1/2 turn past hand-tight. There should be a metal to metal seal.



ORDERING INFORMATION

- Parts that include “PBF” are supplied as low lead compliant fittings.
- Part numbers without the “PBF” distinction are NOT lead free compliant.
- Nomenclature Example:











NOTES

- Non-stock items and special parts are available on a quotation basis.
- Configurations and dimensions are subject to change without notice.

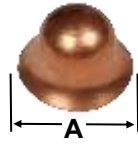




<p>B1 Bonnet</p> 	<p>B2 Gasket</p> 	<p>C1 Cross Tube All Ends</p> 	<p>DE3 Drop Ear Elbow</p> 	<p>E1 90° Male Flare Elbow</p> 	<p>RE1 (SAE) 90° Male Flare Elbow</p> 
<p>E1-45 45° Male Elbow</p> 	<p>E2 90° Union Elbow</p> 	<p>ER2 90° Reducing Elbow</p> 	<p>E3 90° Female Flare Elbow</p> 	<p>E4 90° Tube to Female Flare</p> 	<p>ES4 90° Tube to FM Swivel</p> 
<p>K1 Cylinder Valve Adapter</p> 	<p>41AS (SAE) Machined Nut</p> 	<p>NSE1 Extra Short Nut</p> 	<p>N1 Machined Short Nut</p> 	<p>N2 (SAE) Machined Long Nut</p> 	<p>N4 (SAE) Forged Long Nut</p> 
<p>NS4 Forged Short Nut</p> 	<p>RNS4 (SAE) Forged Short Nut</p> 	<p>NS4R Forged Reducing Nut</p> 	<p>N5 Flare Cap</p> 	<p>P2 Flare Plug</p> 	<p>T1 Flare Branch Tee</p> 
<p>T2 Flare Union Tee</p> 	<p>RT2 (SAE) Flare Union Tee</p> 	<p>TR2 Reducing Union Tee</p> 	<p>T3 Flare Run Tee</p> 	<p>T4 Flare Street Tee</p> 	<p>U1 Male Flare Connector</p> 
<p>RU1 (SAE) Male Flare Connector</p> 	<p>U2 Flare Union</p> 	<p>RU2 (SAE) Flare Union</p> 	<p>UR2 Union Reducer</p> 	<p>RUR2 (SAE) Union Reducer</p> 	<p>UR3 Reducer FM to M Flare</p> 
<p>U3 Flare to FPT</p> 	<p>RU3 (SAE) Flare to FPT</p> 	<p>US3 Flare to Solder</p> 	<p>U4 Flare Connector</p> 	<p>US4 Swivel Flare Connector</p> 	

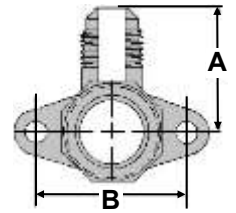
B1 BONNET

PART NUMBER	O.D. TUBE	A
B1-4	1/4"	.35
B1-6	3/8"	.54
B1-8	1/2"	.65
B1-10	5/8"	.76



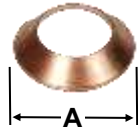
DE3 DROP EAR ELBOW

PART NUMBER	O.D. TUBE	FPT	A	B
DE3-6D	3/8"	1/2"	1.23	1.38
DE3-8D	1/2"	1/2"	1.31	1.38



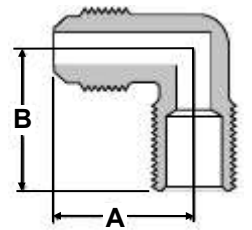
B2 GASKET

PART NUMBER	O.D. TUBE	A
B2-4	1/4"	.35
B2-6	3/8"	.54
B2-8	1/2"	.65
B2-10	5/8"	.76
B2-12	3/4"	.94



E1 90° MALE FLARE ELBOW

PART NUMBER	O.D. TUBE	MPT	A	B
E1F-2A	1/8"	1/8"	.62	.68
E1F-3A	3/16"	1/8"	.76	.76
E1-3A	3/16"	1/8"	.75	.75
E1F-3B	3/16"	1/4"	.80	.89
E1F-4A	1/4"	1/8"	.81	.78
E1-4A	1/4"	1/8"	.81	.78
E1F-4B	1/4"	1/4"	.81	.88
E1-4B	1/4"	1/4"	.91	.93
E1F-4C	1/4"	3/8"	.97	.95
E1-4C	1/4"	3/8"	.91	1.04
E1F-4D	1/4"	1/2"	1.03	1.09
E1F-5A	5/16"	1/8"	.93	.84
E1-5A	5/16"	1/8"	.91	.84
E1F-5B	5/16"	1/4"	.93	.88
E1F-5C	5/16"	3/8"	.97	.91
E1F-6A	3/8"	1/8"	.97	.91
E1F-6B	3/8"	1/4"	.97	1.04
E1-6B	3/8"	1/4"	.97	1.04
E1F-6C	3/8"	3/8"	1.00	.91
E1-6C	3/8"	3/8"	1.05	1.04
E1F-6D	3/8"	1/2"	1.09	1.09
E1F-6E	3/8"	3/4"	1.25	1.19
E1F-8B	1/2"	1/4"	1.19	1.00
E1-8B	1/2"	1/4"	1.16	1.09
E1F-8C	1/2"	3/8"	1.19	1.00
E1-8C	1/2"	3/8"	1.16	1.09



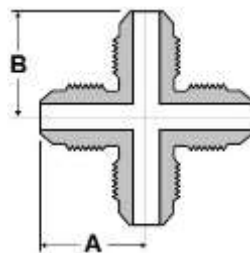
Barstock Style



Forged Style

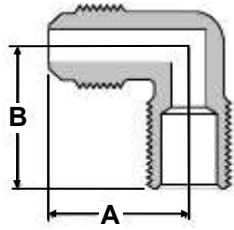
C1 CROSS TUBE ALL ENDS

PART NUMBER	O.D. TUBE	A	B
C1-4444	1/4"	.89	.89
C1-6666	3/8"	1.00	1.00
C1-8888	1/2"	1.12	1.12
C1-10101010	5/8"	1.43	1.43



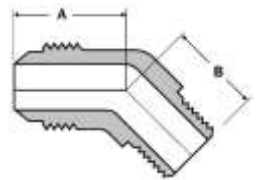
E1 90° MALE FLARE ELBOW

PART NUMBER	O.D. TUBE	MPT	A	B
E1F-8D	1/2"	1/2"	1.12	1.15
E1-8D	1/2"	1/2"	1.16	1.25
E1F-8E	1/2"	3/4"	1.41	1.25
E1F-10B	5/8"	1/4"	1.58	1.54
E1-10C	5/8"	3/8"	1.34	1.12
E1F-10D	5/8"	1/2"	1.28	1.29
E1-10D	5/8"	1/2"	1.34	1.22
E1F-10E	5/8"	3/4"	1.38	1.31
E1F-12C	3/4"	3/8"	1.62	1.44
E1F-12D	3/4"	1/2"	1.66	1.50
E1F-12E	3/4"	3/4"	1.66	1.62
E1F-14E	7/8"	3/4"	1.69	1.78
E1F-16E	1"	3/4"	1.93	2.04
E1F-16F	1"	1"	1.93	1.77



E1-45 45° MALE FLARE ELBOW

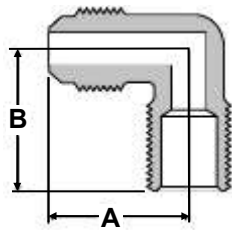
PART NUMBER	O.D. TUBE	MPT	A	B
E1-45-4A	1/4"	1/8"	.64	.67
E1-45-4B	1/4"	1/4"	.86	.75
E1-45-5A	5/16"	1/8"	.67	.78
E1-45-5B	5/16"	1/4"	.86	.81
E1-45-6B	3/8"	1/4"	.86	.89
E1-45-6C	3/8"	3/8"	.86	.89
E1-45-6D	3/8"	1/2"	1.05	1.08
E1-45-8C	1/2"	3/8"	1.10	1.10
E1-45-8D	1/2"	1/2"	1.20	1.44
E1-45-10C	5/8"	3/8"	1.19	.97
E1-45-10D	5/8"	1/2"	1.17	1.23
E1-45-12D	3/4"	1/2"	1.30	1.10
E1-45-12E	3/4"	3/4"	1.28	1.19



REF SAE 010201

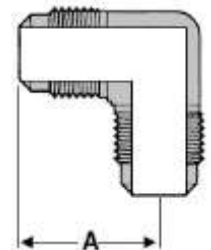
RE1 90° MALE FLARE ELBOW

PART NUMBER	O.D. TUBE	MPT	A	B
RE1-4A	1/4"	1/8"	.82	.78
RE1-4B	1/4"	1/4"	.91	.94
RE1-4C	1/4"	3/8"	.94	1.03
RE1-5A	5/16"	1/8"	.91	.78
RE1-5B	5/16"	1/4"	.97	.94
RE1-6A	3/8"	1/8"	1.03	.91
RE1-6B	3/8"	1/4"	1.00	1.06
RE1-6C	3/8"	3/8"	1.06	1.09
RE1-6D	3/8"	1/2"	1.16	1.28
RE1-8B	1/2"	1/4"	1.22	1.12
RE1-8C	1/2"	3/8"	1.25	1.19
RE1-8D	1/2"	1/2"	1.28	1.38
RE1-8E	1/2"	3/4"	1.41	1.41
RE1-10C	5/8"	3/8"	1.41	1.25
RE1-10D	5/8"	1/2"	1.41	1.38
RE1-10E	5/8"	3/4"	1.47	1.50



E2 90° UNION FLARE ELBOW

PART NUMBER	O.D. TUBE	A
E2-2	1/8"	.63
E2-3	3/16"	.71
E2-4	1/4"	.81
E2-5	5/16"	.94
E2-6	3/8"	1.00
E2-8	1/2"	1.22
E2-10	5/8"	1.41
E2-12	3/4"	1.65
E2-14	7/8"	1.87



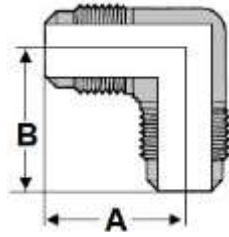
REF SAE 010302

REF SAE 010202



ER2 90° REDUCING ELBOW

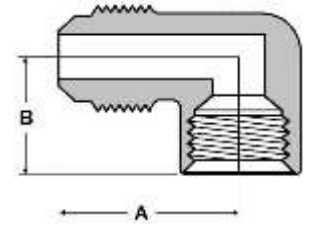
PART NUMBER	O.D. TUBE	A	B
ER2-64	3/8"X1/4"	1.00	.91
ER2-84	1/2"X1/4"	1.19	.98
ER2-86	1/2"X3/8"	1.19	1.00
ER2-106	5/8"X3/8"	1.24	1.12
ER2-108	5/8"X1/2"	1.36	1.22



REF SAE 010201

E4 90° TUBE TO FEMALE FLARE

PART NUMBER	O.D. TUBE	A	B
E4F-44	1/4"	.96	.72
E4F-66	3/8"	1.05	.80



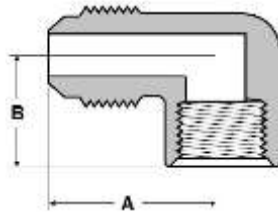
*Use with B2 Series

(Copper Gasket)



E3 90° FEMALE FLARE ELBOW

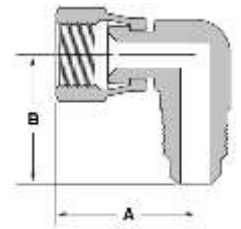
PART NUMBER	O.D. TUBE	MPT	A	B
E3F-3A	3/16"	1/8"	.88	.48
E3F-4A	1/4"	1/8"	1.00	.62
E3F-4B	1/4"	1/4"	.97	.59
E3F-4C	1/4"	3/8"	1.00	.75
E3F-5A	5/16"	1/8"	1.02	.60
E3F-5B	5/16"	1/4"	1.02	.67
E3F-6A	3/8"	1/8"	1.06	.88
E3F-6B	3/8"	1/4"	1.06	.93
E3-6B	3/8"	1/4"	1.03	.69
E3F-6D	3/8"	1/2"	1.16	.66
E3F-6E	3/8"	3/4"	1.28	.72
E3F-8B	1/2"	1/4"	1.19	1.00
E3F-8C	1/2"	3/8"	1.20	.65
E3-8C	1/2"	3/8"	1.25	.70
E3F-8D	1/2"	1/2"	1.28	.72
E3F-8E	1/2"	3/4"	1.41	.72
E3F-10C	5/8"	3/8"	1.34	1.22
E3F-10D	5/8"	1/2"	1.38	1.25
E3F-10E	5/8"	3/4"	1.50	1.25
E3F-12D	3/4"	1/2"	1.64	1.31
E3F-12E	3/4"	3/4"	1.84	1.15
E3F-14E	7/8"	3/4"	1.88	1.12



Forged Style

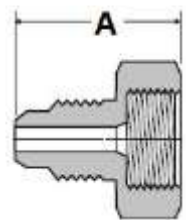
ES4 90° TUBE TO FEMALE FLARE, SWIVEL

PART NUMBER	O.D. TUBE	A	B
ES4-44	1/4"	.81	1.15
ES4-66	3/8"	1.05	1.34
ES4-88	1/2"	1.26	1.54



K1 CYLINDER ADAPTER

PART NUMBER	O.D. TUBE	FPT	A	HEX
K1-1	1/4"	3/4"	1.12	1-1/8"
K1-8	1/4"	1/2"	1.12	1-1/4"



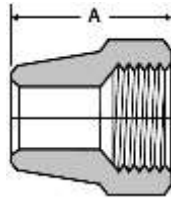
REF SAE 010165



REF SAE 010203

41AS MACHINED NUT (SAE 010110)

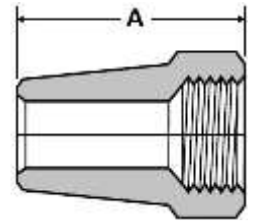
PART NUMBER	O.D. TUBE	A	HEX
41AS-6	3/8"	1.00	3/4"
41AS-8	1/2"	1.12	7/8"
41AS-10	5/8"	1.31	1-1/16"



REF SAE 010302

N2 MACHINED LONG NUT

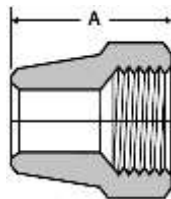
PART NUMBER	O.D. TUBE	A	HEX
N1-2	1/8"	.75	3/8"
N1-3	3/16	.81	7/16"
N1-4	1/4"	.94	9/16"
N1-5	5/16"	1.12	5/8"
N1-6	3/8"	1.31	3/4"
N1-8	1/2"	1.62	7/8"
N1-10	5/8"	1.88	1-1/16"
N1-12	3/4"	2.19	1-1/4"



REF SAE 010111

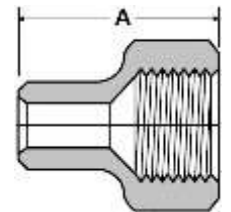
NSE1 MACHINED NUT EXTRA SHORT

PART NUMBER	O.D. TUBE	A	HEX
NSE1-4	1/4"	.50	9/16"
NSE1-6	3/8"	.69	3/4"
NSE1-8	1/2"	.81	7/8"



N4 FORGED LONG NUT

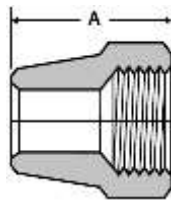
PART NUMBER	O.D. TUBE	A	B
N4-4	1/4"	.94	3/4"
N4-6	3/8"	1.06	7/8"
N4-8	1/2"	1.19	1"
N4-10	5/8"	1.44	1-1/8"
N4-12	3/4"	1.75	1-3/8"



REF SAE 010167

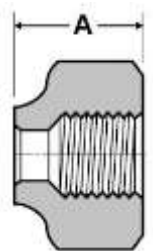
N1 MACHINED NUT SHORT

PART NUMBER	O.D. TUBE	A	HEX
N1-2	1/8"	.50	3/8"
N1-3	3/16	.62	7/16"
N1-4	1/4"	.75	9/16"
N1-5	5/16"	.88	5/8"
N1-6	3/8"	.88	3/4"
N1-7	7/16"	1.06	13/16"
N1-8	1/2"	1.00	7/8"
N1-10	5/8"	1.00	1"
N1-12	3/4"	1.50	1-1/4"
N1-14	7/8"	1.18	1-3/8"
N1-16	1"	1.81	1-5/8"



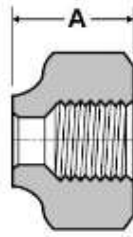
NS4 FORGED SHORT NUT

PART NUMBER	O.D. TUBE	A	HEX
NS4-3	3/16"	.68	1/2"
NS4-4	1/4"	.60	5/8"
NS4-5	5/16"	.63	3/4"
NS4-6	3/8"	.70	13/16"
NS4-8	1/2"	.82	15/16"
NS4-10	5/8"	.95	1-1/16"
NS4-12	3/4"	1.13	1-3/8"
NS4-14	7/8"	1.18	1-3/8"



RNS4 FORGED SHORT NUT

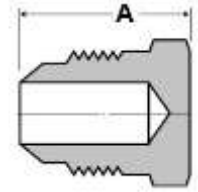
PART NUMBER	O.D. TUBE	A	HEX
RNS4-4	1/4"	.62	3/4"
RNS4-6	3/8"	.72	7/8"
RNS4-8	1/2"	.86	1"
RNS4-10	5/8"	.98	1-1/8"
RNS4-12	3/4"	1.12	1-3/8"



REF SAE 010166

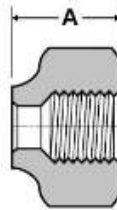
P2 PLUG

PART NUMBER	O.D. TUBE	A	HEX
P2-3	3/16"	.47	1/2"
P2-4	1/4"	.47	1/2"
P2-5	5/16"	.62	5/8"
P2-6	3/8"	.72	11/16"
P2-8	1/2"	.75	13/16"
P2-10	5/8"	.81	15/16"
P2-12	3/4"	1.19	1-3/8"



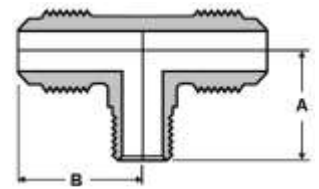
NSR4 FORGED SHORT REDUCING NUT

PART NUMBER	O.D. TUBE	A	HEX
NSR4-64	3/8"X1/4"	.70	13/16"
NSR4-65	3/8"X5/16"	.70	13/16"
NSR4-86	1/2"X3/8"	.82	15/16"
NSR4-106	5/8"X3/8"	.95	1-1/8"
NSR4-108	5/8"X1/2"	.95	1-1/8"



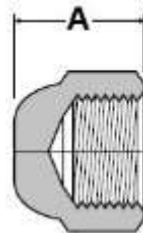
T1 FLARE MALE BRANCH TEE

PART NUMBER	O.D. TUBE	MPT	A	B
T1F-2A	1/8"	1/8"	.60	.67
T1F-3A	3/16"	1/8"	.74	.77
T1F-4A	1/4"	1/8"	.78	.76
T1-4A	1/4"	1/8"	.81	.82
T1F-4B	1/4"	1/4"	.88	.88
T1F-4C	1/4"	3/8"	.93	.98
T1F-5A	5/16"	1/8"	.90	.79
T1F-5B	5/16"	1/4"	.95	.93
T1F-6A	3/8"	1/8"	1.00	.88
T1-6B	3/8"	1/4"	1.00	.93
T1-6C	3/8"	3/8"	1.00	.98
T1F-6D	3/8"	1/2"	1.14	1.20
T1F-8C	1/2"	3/8"	1.19	1.13
T1-8D	1/2"	1/2"	1.22	1.23
T1F-10C	5/8"	3/8"	1.38	1.23
T1F-10D	5/8"	1/2"	1.41	1.28
T1F-12D	3/4"	1/2"	1.62	1.60
T1F-12E	3/4"	3/4"	1.66	1.42



N5 FLARE CAP

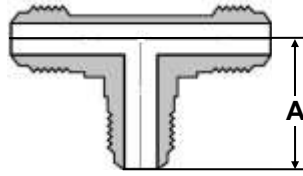
PART NUMBER	O.D. TUBE	A	HEX
N5-3	3/16"	.47	1/2"
N5-4	1/4"	.47	1/2"
N5-5	5/16"	.62	5/8"
N5-6	3/8"	.72	11/16"
N5-8	1/2"	.75	13/16"
N5-10	5/8"	.81	15/16"
N5-12	3/4"	1.19	1-3/8"



REF SAE 010425

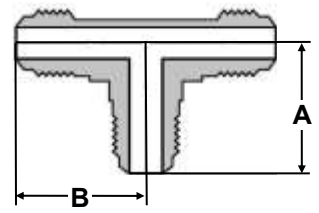
T2 FLARE UNION TEE

PART NUMBER	O.D. TUBE	A
T2F-2	1/8"	.71
T2F-3	3/16"	.76
T2F-4	1/4"	.78
T2-4	1/4"	.86
T2F-5	5/16"	.94
T2F-6	3/8"	1.00
T2-6	3/8"	.98
T2-8	1/2"	1.16
T2-10	5/8"	1.41
T2F-12	3/4"	1.62



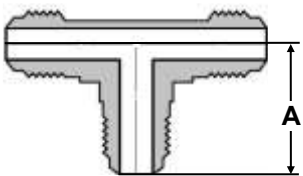
TR2 REDUCING UNION TEE

PART NUMBER	O.D. TUBE	A	B
TR2-446	1/4"X1/4"X3/8"	.91	1.00
TR2-464	1/4"X3/8"X1/4"	.86	1.00
TR2-466	1/4"X3/8"X3/8"	.98	.98
TR2-664	3/8"X3/8"X1/4"	1.00	.88
TR2-668	3/8"X3/8"X1/2"	1.00	1.19
TR2-6610	3/8"X3/8"X5/8"	1.25	1.44
TR2-686	3/8"X1/2"X3/8"	1.05	1.16
TR2-6106	3/8"X5/8"X3/8"	1.22	1.16
TR2-868	1/2"X3/8"1/2"	1.13	1.10
TR2-884	1/2"X1/2"X1/4"	1.14	.98
TR2-886	1/2"X1/2"X3/8"	1.20	1.08
TR2-8810	1/2"X1/2"X5/8"	1.28	1.40
TR2-10106	5/8"X5/8"X3/8"	1.38	1.16
TR2-10108	5/8"X5/8"X1/2"	1.38	1.28
TR2-10810	5/8"X1/2"X5/8"	1.44	1.40



RT2 FLARE UNION TEE

PART NUMBER	O.D. TUBE	A
RT2-4	1/4"	.88
RT2-6	3/8"	1.06
RT2-8	1/2"	1.22
RT2-10	5/8"	1.41



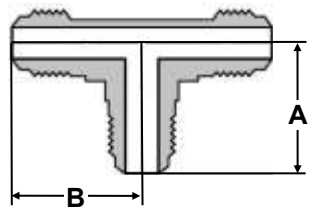
REF SAE 010401

REF SAE 010401

*Read dimensions 1 & 2 across run, 3 as branch

T3 MALE RUN TEE

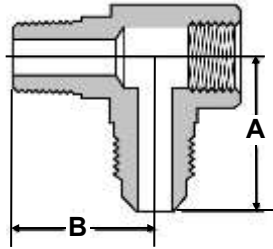
PART NUMBER	O.D. TUBE	MPT	A	B
T3-3A	3/16"	1/8"	.80	.75
T3-4A	1/4"	1/8"	.80	.75
T3-4B	1/4"	1/4"	.88	.88
T3-4C	1/4"	3/8"	.88	1.10
T3-5A	5/16"	1/8"	.90	.78
T3-5B	5/16"	1/4"	.94	.96
T3-6A	3/8"	1/8"	1.00	.88
T3-6B	3/8"	1/4"	1.02	.90
T3-6C	3/8"	3/8"	1.02	1.10
T3-6D	3/8"	1/2"	1.12	1.22
T3-8C	1/2"	3/8"	1.16	1.10
T3-8D	1/2"	1/2"	1.20	1.20
T3-10D	5/8"	1/2"	1.32	1.32
T3-12D	3/4"	1/2"	1.58	1.58
T3-12E	3/4"	3/4"	1.43	1.43



REF SAE 010424

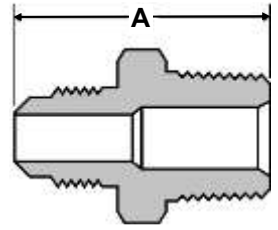
T4 FLARE STREET TEE

PART NUMBER	O.D. TUBE	FPT	A	B
T4-4A	1/4"	1/8"	.88	.80
T4-4B	1/4"	1/4"	.88	.80



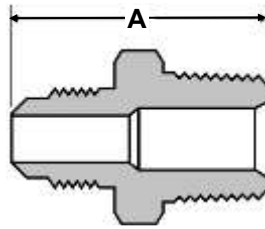
RU1 MALE FLARE CONNECTOR

PART NUMBER	O.D. TUBE	MPT	A	HEX
RU1-4A	1/4"	1/8"	1.06	7/16"
RU1-4B	1/4"	1/4"	1.25	9/16"
RU1-4C	1/4"	3/8"	1.31	11/16"
RU1-4D	1/4"	1/2"	1.56	7/8"
RU1-5A	5/16"	1/8"	1.16	1/2"
RU1-5B	5/16"	1/4"	1.34	9/16"
RU1-6A	3/8"	1/8"	1.25	5/8"
RU1-6B	3/8"	1/4"	1.44	5/8"
RU1-6C	3/8"	3/8"	1.44	11/16"
RU1-6D	3/8"	1/2"	1.69	7/8"
RU1-6E	3/8"	3/4"	1.81	1-1/16"
RU1-8B	1/2"	1/4"	1.62	3/4"
RU1-8C	1/2"	3/8"	1.62	3/4"
RU1-8D	1/2"	1/2"	1.88	7/8"
RU1-8E	1/2"	3/4"	1.94	1-1/16"
RU1-10C	5/8"	3/8"	1.81	7/8"
RU1-10D	5/8"	1/2"	2.00	7/8"
RU1-10E	5/8"	3/4"	2.06	1-1/16"



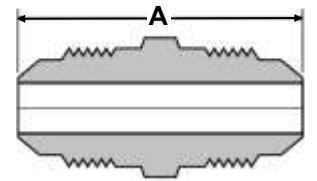
U1 MALE FLARE CONNECTOR

PART NUMBER	O.D. TUBE	MPT	A	HEX
U1-2A	1/8"	1/8"	.92	7/16"
U1-3A	3/16"	1/8"	1.00	7/16"
U1-4A	1/4"	1/8"	1.06	7/16"
U1-4B	1/4"	1/4"	1.12	9/16"
U1-4C	1/4"	3/8"	1.31	11/16"
U1-4D	1/4"	1/2"	1.31	7/8"
U1-5A	5/16"	1/8"	1.31	1/2"
U1-5B	5/16"	1/4"	1.22	9/16"
U1-5C	5/16"	3/8"	1.31	11/16"
U1-6A	3/8"	1/8"	1.25	5/8"
U1-6B	3/8"	1/4"	1.31	5/8"
U1-6C	3/8"	3/8"	1.38	11/16"
U1-6D	3/8"	1/2"	1.44	7/8"
U1-6E	3/8"	3/4"	1.56	1-1/16"
U1-8B	1/2"	1/4"	1.50	3/4"
U1-8C	1/2"	3/8"	1.50	3/4"
U1-8D	1/2"	1/2"	1.56	7/8"
U1-8E	1/2"	3/4"	1.68	1-1/16"
U1-10B	5/8"	1/4"	1.95	7/8"
U1-10C	5/8"	3/8"	1.62	7/8"
U1-10D	5/8"	1/2"	1.75	7/8"
U1-10E	5/8"	3/4"	1.81	1-1/16"
U1-12D	3/4"	1/2"	1.97	1-1/16"
U1-12E	3/4"	3/4"	2.00	1-1/16"
U1-14E	7/8"	3/4"	2.27	1-3/16"



U2 MALE FLARE UNION

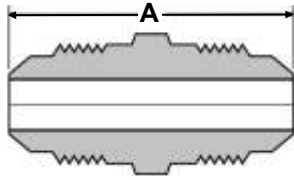
PART NUMBER	O.D. TUBE	A	HEX
U2-2	1/8"	.91	7/16"
U2-3	3/16"	1.00	7/16"
U2-4	1/4"	1.19	7/16"
U2-5	5/16"	1.34	1/2"
U2-6	3/8"	1.50	5/8"
U2-8	1/2"	1.81	3/4"
U2-10	5/8"	2.06	3/4"
U2-12	3/4"	2.44	1-1/16"
U2-14	7/8"	2.72	1-3/16"



RU2 MALE FLARE UNION

PART NUMBER	O.D. TUBE	A	HEX
RU2-4	1/4"	1.19	7/16"
RU2-6	3/8"	1.50	5/8"
RU2-8	1/2"	1.81	3/4"
RU2-10	5/8"	2.12	7/8"
RU2-12	3/4"	2.44	1-1/16"

REF SAE 010101

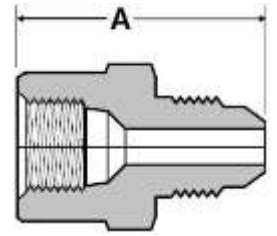


UR3 REDUCER FEMALE TO MALE FLARE

PART NUMBER	O.D. TUBE F	O.D. TUBE M	A	HEX
UR3-46	1/4"	3/8"	1.12	5/8"
UR3-64	3/8"	1/4"	1.22	13/16"
UR3-68	3/8"	1/2"	1.41	13/16"
UR3-86	1/2"	3/8"	1.44	15/16"
UR3-810	1/2"	5/8"	1.62	15/16"
UR3-108	5/8"	1/2"	1.68	1-1/16"

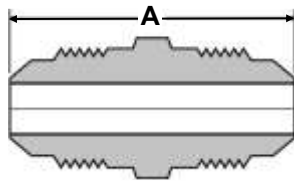
*Use with B2 Series

(Copper Gasket)



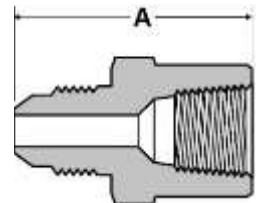
UR2 UNION REDUCER

PART NUMBER	O.D. TUBE	A	HEX
UR2-64	3/8"X1/4"	1.38	5/8"
UR2-65	3/8"X5/16"	1.42	11/16"
UR2-84	1/2"X1/4"	1.50	3/4"
UR2-86	1/2"X3/8"	1.62	3/4"
UR2-106	5/8"X3/8"	1.81	7/8"
UR2-108	5/8"X1/2"	1.94	7/8"
UR2-128	3/4"X1/2"	2.19	1-1/16"
UR2-1210	3/4"X5/8"	2.19	1-1/16"



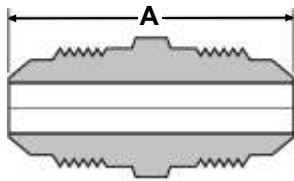
U3 ADAPTER TUBE TO FPT

PART NUMBER	O.D. TUBE	FPT	A	HEX
U3-3A	3/16"	1/8"	.97	9/16"
U3-4A	1/4"	1/8"	1.00	1/2"
U3-4B	1/4"	1/4"	1.06	5/8"
U3-4C	1/4"	3/8"	1.18	3/4"
U3-5A	5/16"	1/8"	1.06	9/16"
U3-5B	5/16"	1/4"	1.28	11/16"
U3-6A	3/8"	1/8"	1.09	5/8"
U3-6B	3/8"	1/4"	1.09	5/8"
U3-6C	3/8"	3/8"	1.22	13/16"
U3-6D	3/8"	1/2"	1.31	15/16"
U3-6E	3/8"	3/4"	1.31	1-1/8"
U3-8B	1/2"	1/4"	1.34	13/16"
U3-8C	1/2"	3/8"	1.34	13/16"
U3-8D	1/2"	1/2"	1.44	15/16"
U3-8E	1/2"	3/4"	1.41	1-1/8"
U3-10C	5/8"	3/8"	1.45	7/8"
U3-10D	5/8"	1/2"	1.50	15/16"
U3-10E	5/8"	3/4"	1.53	1-1/8"
U3-12D	3/4"	1/2"	1.75	1-1/8"
U3-12E	3/4"	3/4"	1.88	1-1/4"
U3-14E	7/8"	3/4"	1.94	1-15/16"



UR2 UNION REDUCER

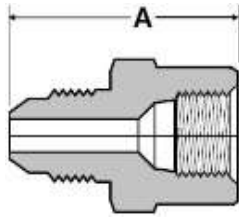
PART NUMBER	O.D. TUBE	A	HEX
RUR2-64	3/8"X1/4"	1.38	5/8"
RUR2-65	3/8"X5/16"	1.69	3/4"
RUR2-106	5/8"X3/8"	1.89	7/8"
RUR2-108	5/8"X1/2"	2.00	7/8"



REF SAE 010101

RU3 FLARE TO FEMALE PIPE

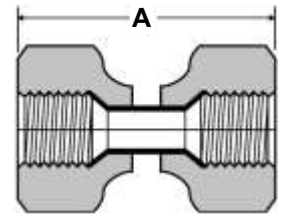
PART NUMBER	O.D. TUBE	FPT	A	HEX
RU3-4A	1/4"	1/8"	1.03	9/16"
RU3-4B	1/4"	1/4"	1.25	11/16"
RU3-6B	3/8"	1/4"	1.31	13/16"
RU3-6C	3/8"	3/8"	1.38	13/16"
RU3-6D	3/8"	1/2"	1.62	1"
RU3-8C	1/2"	3/8"	1.50	13/16"
RU3-8D	1/2"	1/2"	1.75	1"
RU3-10D	5/8"	1/2"	1.81	1"
RU3-10E	5/8"	3/4"	1.91	1-1/4"



REF SAE 010103

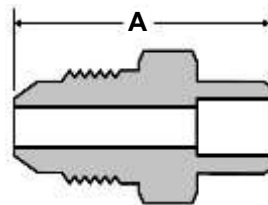
US4 SWIVEL FLARE CONNECTOR

PART NUMBER	O.D. TUBE	A
US4-4	1/4"	1.50
US4-5	5/16"	1.52
US4-6	3/8"	1.55
US4-64	3/8"X1/4"	1.48
US4-8	1/2"	1.85
US4-86	1/2"X3/8"	1.73
US4-10	5/8"	2.15
US4-108	5/8"X1/2"	1.96
US4-12	3/4"	2.50



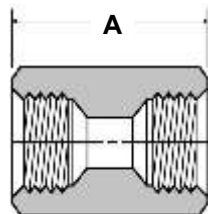
US3 FLARE TO SOLDER

PART NUMBER	O.D. TUBE	SOLDER	A	HEX
US3-44	1/4"	1/4"	1.00	7/16"
US3-46	1/4"	3/8"	1.00	1/2"
US3-66	3/8"	3/8"	1.25	5/8"
US3-88	1/2"	1/2"	1.50	3/4"
US3-1010	5/8"	5/8"	1.75	7/8"
US3-1214	3/4"	7/8"	1.97	1-1/16"



U4 FLARE CONNECTOR

PART NUMBER	O.D. TUBE	A	HEX
U4-4	1/4"	1.00	5/8"
U4-6	3/8"	1.25	13/16"
U4-8	1/2"	1.44	15/16"



REF SAE 010107

*Use with B2 Series

(Copper Gasket)





BRASS 37° (JIC) FLARE FITTINGS

CONSTRUCTION • CA360, CA345, CA3604, CA377 Brass



APPLICATIONS • Compatible with copper, brass, aluminum and steel hydraulic tubing that can be flared

Temperature Range: -65° to +250° F.



RANGES

Pressure Range:

Maximum working pressure (PSI) depends on the tubing material, O.D. wall thickness and fitting.



Flare Fitting Assembly:

1. Make sure the tubing is cut squarely with a tube cutter. After cutting, make sure the tube is clean and free of burrs.
2. Move the flare nut over of the tubing.
3. Flare the end of the tubing with a flaring tool.
4. Screw the nut and the connecting fitting together hand tight. Then tighten with a wrench 1/4 to 1/2 turn past hand-tight. There should be a metal to metal seal.



ORDERING INFORMATION

- Parts that include “PBF” are supplied as low lead compliant fittings.
- Part numbers without the “PBF” distinction are NOT lead free compliant.



NOTES

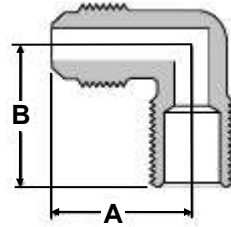
- Non-stock items and special parts are available on a quotation basis.
- Configurations and dimensions are subject to change without notice.



<p>E1-37° 90° Male Flare Elbow</p> 	<p>E1-45-37° 45° Male Flare Elbow</p> 	<p>E3-37° 90° Female Flare Elbow</p> 
<p>N1-37° Flare Nut</p> 	<p>N5-37° Flare Cap</p> 	<p>S1-37° Flare Sleeve</p> 
<p>U1-37° Male Flare Connector</p> 	<p>U2-37° Flare Union</p> 	<p>U3-37° Female Flare Adapter</p> 

E1-37° 90° MALE FLARE ELBOW

PART NUMBER	O.D. TUBE	Tube Thread	MPT	A	B
E1-4A-37°-BK	1/4"	7/16"-20	1/8"	0.81"	0.76"
E1-4B-37°	1/4"	7/16"-20	1/4"	0.89"	1.09"
E1-6B-37°	3/8"	9/16"-18	3/8"	1.06"	1.09"
E1-8C-37°	1/2"	3/4"-16	3/8"	1.25"	1.22"
E1-8C-37°-BK	1/2"	3/4"-16	3/8"	1.07"	1.07"
E1-8D-37°	1/2"	3/4"-16	1/2"	1.25"	1.47"
E1-12E-37°	3/4"	1 1/16"-12	3/4"	1.66"	1.59"



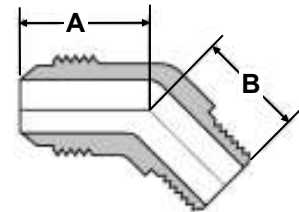
Forged Style Shown
EX: E1-8C-37°



Extruded "Block Style" Shown: -BK
EX: E1-8C-37°-BK

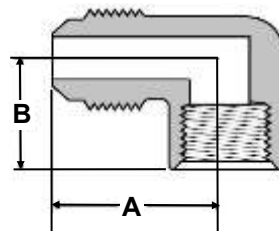
E1-45-37° 45° MALE FLARE ELBOW

PART NUMBER	O.D. TUBE	Tube Thread	MPT	A	B
E1-45-4B-37°-BK	1/4"	7/16"-20	1/4"	0.72"	0.86"
E1-45-8D-37°	1/2"	3/4"-16	1/2"	0.98"	1.17"
E1-45-12E-37°	3/4"	1 1/16"-12	3/4"	1.28"	1.20"



E3-37° 90° FEMALE FLARE ELBOW

PART NUMBER	O.D. TUBE	Tube Thread	FPT	A	B
E3-4A-37°	1/4"	7/16"-20	1/8"	1.08"	0.66"





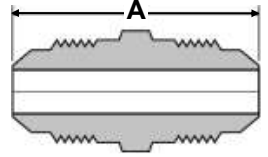
N1-37° FLARE NUT

PART NUMBER	O.D. TUBE	Tube Thread	HEX	OAL
N1-12-37°	3/4"	1 1/16"-12	1.25"	1.03"



U2-37° FLARE UNION

PART NUMBER	O.D. TUBE	Tube Thread	OAL
U2-8-37°	1/2"	3/4"-16	1.61"
U2-12-37°	3/4"	1 1/16"-12	2.16"



N5-37° FLARE CAP

PART NUMBER	O.D. TUBE	Tube Thread	HEX	OAL
N5-8-37°	3/4"	3/4"-16	0.875"	0.75"



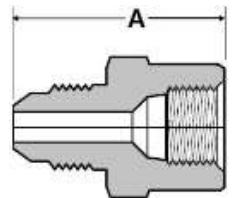
S1-37° FLARE SLEEVE

PART NUMBER	O.D. TUBE	OAL
S1-12-37°	3/4"	0.681"



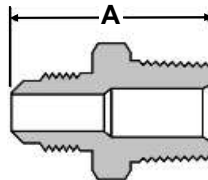
U3-37° FEMALE FLARE ADAPTER

PART NUMBER	O.D. TUBE	Tube Thread	FPT	OAL
U3-12E-37°	3/4"	1 1/16"-12	3/4"	2.06"



U1-37° MALE FLARE CONNECTOR

PART NUMBER	O.D. TUBE	Tube Thread	MPT	A
U1-4A-37°	1/4"	7/16"-20	1/8"	1.08"
U1-4B-37°	1/4"	7/16"-20	1/4"	1.38"
U1-6A-37°	3/8"	9/16"-18	1/8"	1.24"
U1-6B-37°	3/8"	9/16"-18	1/4"	1.43"
U1-6C-37°	3/8"	9/16"-18	3/8"	1.37"
U1-6D-37°	3/8"	9/16"-18	1/2"	1.57"
U1-8C-37°	1/2"	3/4"-16	3/8"	1.53"
U1-8D-37°	1/2"	3/4"-16	1/2"	1.71"
U1-8E-37°	1/2"	3/4"-16	3/4"	1.81"
U1-12D-37°	3/4"	1 1/16"-12	1/2"	2.05"
U1-12E-37°	3/4"	1 1/16"-12	3/4"	2.06"
U1-12F-37°	3/4"	1 1/16"-12	1"	2.25"
U1-16F-37°	1"	1 5/16"-12	1"	2.30"



Heavy Duty
Vibration Resistant
Tried, True, & Reliable



BRASS INVERTED FLARE FITTINGS

CONSTRUCTION

CA360, CA345, CA3604, CA377 Brass
Steel Nuts/Plugs



APPLICATIONS

- Compatible with copper, brass, aluminum and steel hydraulic tubing that can be flared
- Fair vibration resistance
- Refrigerant lines, brake lines, fuels lines

RANGES

Temperature Range: -65° to +250° F.



Pressure Range:

Maximum working pressure (PSI) depends on the tubing material, O.D. wall thickness and fitting.



Inverted Flare Fitting Assembly:

1. Make sure the tubing is cut squarely with a tube cutter. After cutting, make sure the tube is clean and free of burrs.
2. Move the flare nut over of the tubing, ensuring the threaded end of the nut faces the end of the tube.
3. Flare the end of the tubing with a flaring tubing.
4. For thin wall copper, welded, or brazed tubing, apply a double flare to prevent cracked flares.
5. Position the flare tube between the nut and fitting body. Screw the nut on finger tight. Once finger tight, use a wrench to tighten an additional 1/4" to 1/2" turn to achieve a metal to metal seal.

ORDERING INFORMATION

- Parts that include "PBF" are supplied as low lead compliant fittings.
- Part numbers without the "PBF" distinction are NOT lead free compliant.



NOTES

- Non-stock items and special parts are available on a quotation basis.
- Configurations and dimensions are subject to change without notice.

<p>41IB Brass Nut</p> 	<p>41IS Steel Nut</p> 	<p>41IP Plug</p> 
<p>42I Union</p> 	<p>44I Union Tee</p> 	<p>46I Female Connector</p> 
<p>48I Male Connector</p> 	<p>49I 90° Male Connector</p> 	<p>50I 90° Female Connector</p> 
<p>7908I / 7829I Dual Master Cylinder Adapter</p> 	<p>752I Male Run Tee</p> 	<p>94I 45° Male Connector</p> 



41IB BRASS NUT

PART NUMBER	O.D. TUBE	OAL	HEX
41IB-2	1/8"	.52	5/16"
41IB-3	3/16"	.56	3/8"
41IB-4	1/4"	.56	7/16"
41IB-5	5/16"	.62	1/2"
41IB-6	3/8"	.66	5/8"
41IB-8	1/2"	.74	3/4"
41IB-10	5/8"	.81	7/8"
41IB-12	3/4"	.88	1-1/16"



42I UNION

PART NUMBER	O.D. TUBE	OAL	HEX
42I-2	1/8"	.60	13/32"
42I-3	3/16"	.63	15/32"
42I-4	1/4"	.63	17/32"
42I-5	5/16"	.71	19/32"
42I-6	3/8"	.81	3/4"
42I-8	1/2"	.92	29/32"



41IS STEEL NUT

PART NUMBER	O.D. TUBE	OAL	HEX
41IS-2	1/8"	.52	5/16"
41IS-3	3/16"	.52	3/8"
41IS-4	1/4"	.56	7/16"
41IS-5	5/16"	.62	1/2"
41IS-6	3/8"	.66	5/8"
41IS-8	1/2"	.74	3/4"
41IS-10	5/8"	.80	7/8"
41IS-12	3/4"	.88	1-1/16"



44I UNION TEE

PART NUMBER	O.D. TUBE	OAL
44I-3	3/16"	1.10"
44I-4	1/4"	1.12"
44I-5	5/16"	1.26"
44I-6	3/8"	1.48"
44I-8	1/2"	1.76"



41IP STEEL PLUG

PART NUMBER	O.D. TUBE	OAL	HEX
41IP-3	3/16"	.50	3/8"
41IP-4	1/4"	.56	7/16"
41IP-5	5/16"	.62	1/2"
41IP-6	3/8"	.67	5/8"



46I FEMALE CONNECTOR

PART NUMBER	O.D. TUBE	FPT	OAL	HEX
46I-3A	3/16"	1/8"	.76"	1/2"
46I-4A	1/4"	1/8"	.71"	17/32"
46I-5A	5/16"	1/8"	.79"	19/32"
46I-6B	3/8"	1/2"	1.04"	3/4"
46I-8C	1/2"	3/8"	1.10"	29/32"



48I MALE CONNECTOR

PART NUMBER	O.D. TUBE	MPT	OAL	HEX
48I-2A	1/8"	1/8"	.63"	13/32"
48I-3A	3/16"	1/8"	.70"	15/32"
48I-4A	1/4"	1/8"	.74"	17/32"
48I-4B	1/4"	1/4"	.89"	5/16"
48I-5A	5/16"	1/8"	.79"	19/32"
48I-5B	5/16"	1/4"	.98"	19/32"
48I-6A	3/8"	1/8"	.86"	3/4"
48I-6B	3/8"	1/4"	1.03"	3/4"
48I-6C	3/8"	3/8"	1.03"	3/4"
48I-8B	1/2"	1/4"	1.07"	29/32"
48I-8C	1/2"	3/8"	1.07"	29/32"
48I-8D	1/2"	1/2"	1.26"	29/32"
48I-10D	5/8"	1/2"	1.32"	1-1/16"



7908I / 7829I DUAL MASTER CYLINDER ADAPTER

PART NUMBER	O.D. TUBE FEMALE	O.D. TUBE MALE	HEX
7908I	1/4"	1/4"	9/16"
7829I	1/4"	5/16"	11/16"



7908I



7829I

49I 90° MALE CONNECTOR

PART NUMBER	O.D. TUBE	MPT	OAL
49I-2A	1/8"	1/8"	.79"
49I-3A	3/16"	1/8"	.85"
49I-4A	1/4"	1/8"	.92"
49I-4B	1/4"	1/4"	1.10"
49I-5A	5/16"	1/8"	.95"
49I-5B	5/16"	1/4"	1.16"
49I-6A	3/8"	1/8"	1.13"
49I-6B	3/8"	1/4"	1.26"
49I-6C	3/8"	3/8"	1.32"
49I-8B	1/2"	1/4"	1.48"
49I-8C	1/2"	3/8"	1.42"
49I-8D	1/2"	1/2"	1.67"
49I-10D	5/8"	1/2"	1.82"



752I MALE RUN TEE

PART NUMBER	O.D. TUBE	MPT
752I-3A	3/16"	1/8"
752I-4A	1/4"	1/8"
752I-5A	5/16"	1/8"
752I-6B	3/8"	1/4"
752I-8C	1/2"	3/8"



94I 45° MALE CONNECOR

PART NUMBER	O.D. TUBE	MPT	OAL
94I-3A	3/16"	1/8"	.88"
94I-4A	1/4"	1/8"	.94"
94I-5A	5/16"	1/8"	1.00"
94I-5B	5/16"	1/4"	1.16"
94I-6B	3/8"	1/4"	1.34"
94I-8C	1/2"	3/8"	1.44"





50I 90° FEMALE CONNECTOR

PART NUMBER	O.D. TUBE	FPT
50I-4A	1/4"	1/8"
50I-6B	3/8"	1/4"






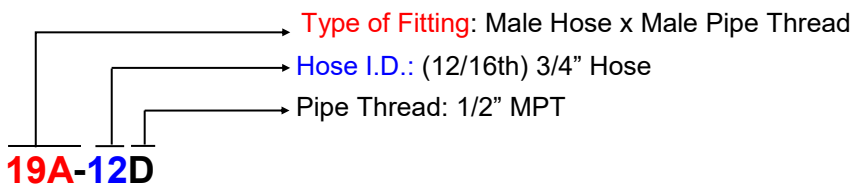
BRASS GARDEN HOSE FITTINGS

CONSTRUCTION	• CA360, CA345, CA3604, CA377 Brass 
APPLICATIONS	•For use with commercial or residential garden hose applications
RANGES	•Temperature Range: -30° to +150° F •Pressure Range: 150PSI 



ORDERING INFORMATION

- Parts that include “PBF” are supplied as low lead compliant fittings.
- Part numbers without the “PBF” distinction are NOT lead free compliant.
- Nomenclature Example:



NOTES

- Non-stock items and special parts are available on a quotation basis.
- Configurations and dimensions are subject to change without notice.

<p>GHN1 Garden Hose Nut</p> 	<p>GHN5 Garden Hose Cap</p> 	<p>5A Female Garden Hose to Female Pipe Thread</p> 	<p>5AS Garden Hose to Female Pipe Thread, Swivel</p> 
<p>18A Male Garden Hose to Female Pipe Thread</p> 	<p>19A Male Garden Hose to Male Pipe Thread</p> 	<p>20A Female Garden Hose to Male Pipe Thread</p> 	<p>21A Hose WYE</p> 
<p>22A Female Hose Coupling</p> 	<p>22AS FM Hose Swivel Coupling</p> 	<p>23A Male Garden Hose Coupling</p> 	<p>201GH Hose Barb to Male Garden Hose Thread</p> 
<p>209GHS Hose Barb to Female Garden Hose Thread</p> 	<p>GHM Garden Hose Mender</p> 	<p>GHW Garden Hose Washer</p> 	<p>GHV Garden Hose Shut-Off Valve</p> 
<p>W1 Female GH to MPT Swivel</p> 	<p>QC Garden Hose Quick Disconnect</p> 	<p>SN Garden Hose Spray Nozzle</p> 	<p>AN Garden Hose Adjustable Nozzle</p> 

GHN1 GARDEN HOSE NUT

PART NUMBER	NH HOSE THREAD	A
GHN1	3/4"-11 1/2	.55



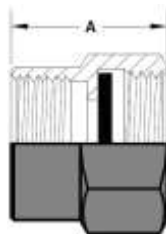
GHN5 GARDEN HOSE CAP

PART NUMBER	NH HOSE THREAD	A
GHN5	3/4"-11 1/2	.55



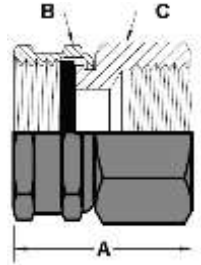
5A FEMALE GARDEN HOSE TO FEMALE PIPE

PART NUMBER	NH THREAD	FPT	HEX	A
5A-12D	3/4"-11 1/2	1/2"	1 1/8"	1.125
5A-12E	3/4"-11 1/2	3/4"	1 1/8"	1.125



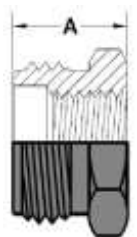
5AS FEMALE GARDEN HOSE TO FPT, SWIVEL

PART NUMBER	NH THREAD	FPT	A	O.D. B	HEX C
5AS-12D	3/4"-11 1/2	1/2"	1.10	1 5/32"	15/16"
5AS-12E	3/4"-11 1/2	3/4"	1.20	1 5/32"	1 1/8"
5AS-16F	1"-11 1/2	1"	1.65	1 1/2"	1 3/8"



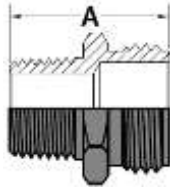
18A MALE GARDEN HOSE TO FPT

PART NUMBER	NH HOSE THREAD	FPT	A	HEX
18A-12B	3/4"-11 1/2	1/4"	.75	1 1/16"
18A-12C	3/4"-11 1/2	3/8"	.75	1 1/16"
18A-12D	3/4"-11 1/2	1/2"	.75	1 1/16"



19A MALE GARDEN HOSE TO MALE PIPE

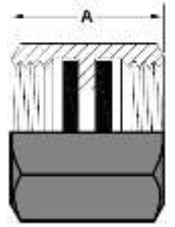
PART NUMBER	NH HOSE THREAD	MPT	A	HEX
19A-12C	3/4"-11 1/2	3/8"	1.18	1 1/16"
19A-12D	3/4"-11 1/2	1/2"	1.30	1 1/16"
19AF-12DE*	3/4"-11 1/2	1/2"	1.30	1 1/16"
19A-12F	3/4"-11 1/2	1"	1.75	1 3/8"
19A-16F	3/4"-11 1/2	1"	1.88	1 3/8"



*TAPPED 1/2"-14 FPT

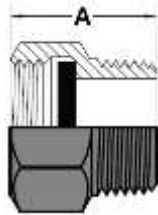
22A FEMALE HOSE COUPLING

PART NUMBER	NH THREAD	HEX	A
22A-12	3/4"-11 1/2	1 1/8"	1.125



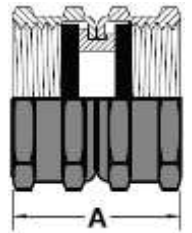
20A FEMALE GARDEN HOSE TO MALE PIPE

PART NUMBER	NH THREAD	MPT	HEX	A
20A-12D	3/4"-11 1/2	1/2"	1 1/8"	1.125
20A-12E	3/4"-11 1/2	3/4"	1 1/8"	1.125



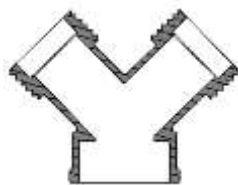
22AS FEMALE HOSE COUPLING, SWIVEL

PART NUMBER	NH THREAD	O.D. Octagon	A
22AS-12E	3/4"-11 1/2	1 5/32"	1.10
22AS-16F	1"-11 1/2	1 1/2"	1.44



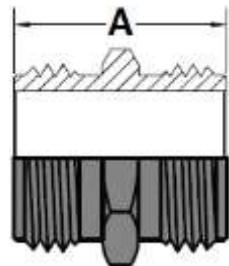
21A HOSE WYE

PART NUMBER	NH THREAD
21A-12	3/4"-11 1/2



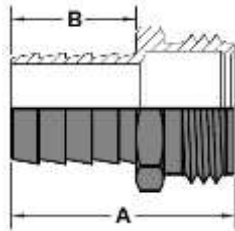
23A MALE GARDEN HOSE COUPLING

PART NUMBER	NH THREAD	HEX	A
23A-12	3/4"-11 1/2	1 1/16"	1.20



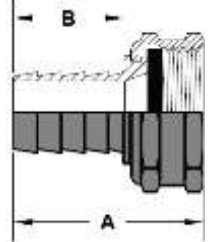
201GH HOSE BARB TO MALE GARDEN HOSE

PART NUMBER	HOSE BARB	NH HOSE THREAD	A	B
201GH-6E	3/8"	3/4"-11 1/2	1.56	.875
201GH-8E	1/2"	3/4"-11 1/2	1.56	.875
201GH-10E	5/8"	3/4"-11 1/2	1.56	.875
201GH-12E	3/4"	3/4"-11 1/2	1.56	.875
201GH-16F	1"	1"-11 1/2	2.00	1.125



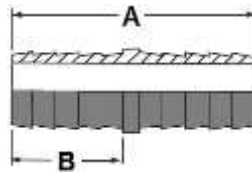
209GHS HOSE TO FEMALE GARDEN HOSE

PART NUMBER	HOSE BARB	NH HOSE THREAD	A	B
209GHS-6E	3/8"	3/4"-11 1/2	1.48	.875
209GHS-8E	1/2"	3/4"-11 1/2	1.48	.875
209GHS-10E	5/8"	3/4"-11 1/2	1.48	.875
209GHS-12E	3/4"	3/4"-11 1/2	1.48	.875
209GHS-16F	1"	1"-11 1/2	1.90	1.125



GHM GARDEN HOSE MENDER

PART NUMBER	HOSE BARB	A	B
GHM-8	1/2"	2.06	.97
GHM-10	5/8"	2.06	.97
GHM-12	3/4"	2.50	1.19
GHM-16	1"	3.00	1.44



QC GARDEN HOSE QUICK DISCONNECT

PART NUMBER	DESCRIPTION
QC-10	Complete Set (1 Male + 1 Female Connector)
QC-10F	Female Connector
QC-10M	Male Insert
QC-W	Replacement Washer

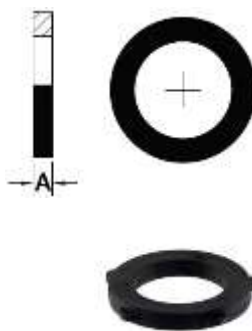


GHQC-10



GHW GARDEN HOSE WASHER

PART NUMBER	NH HOSE THREAD	A
HW-1	3/4	.13
HW-16	1" NPSH	.13



GHSN GARDEN HOSE SPRAY NOZZLE

PART NUMBER	NH HOSE THREAD	A
SN-22	3/4"-11 1/2	2"



W1 GARDEN HOSE X MALE PIPE SWIVEL

PART NUMBER	NH HOSE THREAD	MPT
W1-B	3/4"-11 1/2	1/4"
W1-C	3/4"-11 1/2	3/8"



GHV GARDEN HOSE SHUT-OFF VALVE

PART NUMBER	NH HOSE THREAD	OAL
GHV-12	3/4"-11 1/2	1.79






GHAN GARDEN HOSE ADJUSTABLE SPRAY NOZZLE

PART NUMBER	NH HOSE THREAD	OAL
AN-06	3/4"-11 1/2	6"





COMPRESSION FITTINGS

CONSTRUCTION	<ul style="list-style-type: none"> • CA360, CA3604, CA345, CA377 Brass 
APPLICATIONS	<ul style="list-style-type: none"> •Compatible with copper, brass, aluminum and thermoplastic tubing. (Thermoplastic tubing requires the use of a brass insert for support.) •Low pressure air, oil and water up to a maximum pressure of 400 psi. •Fair vibration resistance. The long nut can be used for greater vibration application.
RANGES	<ul style="list-style-type: none"> •Temperature Range: -40° F to 225° F •Pressure Range: Reference chart shown below.  



Compression Fitting Assembly:

1. Make sure the tubing is cut squarely with a tube cutter. After cutting, make sure the tube is clean and free of burrs.
2. Slide the nut and then the sleeve onto the tubing, thread end of the nut facing out. In the case of the threaded sleeve fitting, the nut incorporates the sleeve in a single piece.
3. Insert the tube into the fitting until it bottoms out.
4. Lubricate the threads.
5. Assemble nut to body, finger tight.
6. Tighten assembly with wrench, completing the compression of the sleeve.

NOTES

- Fitting is supplied as an assembly. If the body only is desired, use the prefix "B".
- Parts that include "PBF" are supplied as low lead compliant fittings.
- Part numbers without the "PBF" distinction are NOT lead free compliant.
- Special configuration parts are available on a quotation basis.



PSI	TUBE O.D. (IN.)	TUBE WALL (IN.)
400	1/8"	.030
300	1/4"	.030
300	5/16"	.032
200	3/8"	.032
200	1/2"	.032
150	5/8"	.035
100	3/4"	.035
75	7/8"	.035

PRESSURE RANGE @ 73°F

<p>60A Sleeve</p> 	<p>60AP Delrin Sleeve</p> 	<p>60AE Brass Insert</p> 	<p>61A Nut</p> 
<p>161A Long Nut</p> 	<p>62A Union Tube</p> 	<p>62BH Bulkhead Union</p> 	<p>63A Check Valve</p> 
<p>64A Union Tee</p> 	<p>65A 90° Union Elbow</p> 	<p>66A Female Connector</p> 	<p>68A Male Connector</p> 
<p>69A 90° Male Elbow</p> 	<p>70A 90° Female Elbow</p> 	<p>71A Male Run Tee</p> 	<p>72A Male Branch Tee</p> 
<p>75A Female Branch Tee</p> 	<p>76A Street Tee</p> 	<p>77A Female Branch Tee</p> 	<p>79A 45° Male Elbow</p> 
<p>81LB Control Nut</p> 	<p>N5CT Compression Cap</p> 	<p>U6CC-PBF M. Comp. to FM Comp.</p> 	<p>961A Captive Sleeve</p> 

60A SLEEVE

PART NUMBER	O.D. TUBE
60A-2	1/8"
60A-3	3/16"
60A-4	1/4"
60A-5	5/16"
60A-6	3/8"
60A-7	7/16"
60A-8	1/2"
60A-10	5/8"
60A-12	3/4"
60A-14	7/8"



61A NUT

PART NUMBER	O.D. TUBE	HEX
61A-2	1/8"	3/8"
61A-3	3/16"	7/16"
61A-4	1/4"	1/2"
61A-5	5/16"	9/16"
61A-6	3/8"	5/8"
61A-7	7/16"	11/16"
61A-8	1/2"	3/4"
61A-10	5/8"	7/8"
61A-12	3/4"	1-1/8"
61A-14	7/8"	1-1/4"



60AP DELRIN SLEEVE

PART NUMBER	O.D. TUBE
60AP-4	1/4"
60AP-5	5/16"
60AP-6	3/8"
60AP-8	1/2"
60AP-10	5/8"



161A LONG NUT

PART NUMBER	O.D. TUBE	OAL	HEX
161A-2	1/8"	.50	3/8"
161A-3	3/16"	.44	7/16"
161A-4	1/4"	.75	1/2"
161A-5	5/16"	.84	9/16"
161A-6	3/8"	.97	5/8"
161A-8	1/2"	1.06	13/16"
161A-10	5/8"	1.19	15/16"
161A-12	3/4"	1.38	1-3/16"



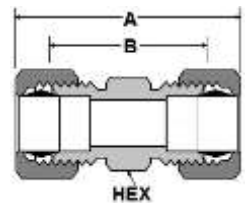
60AE BRASS INSERT

PART NUMBER	O.D. TUBE
60AE-4	1/4"
60AE-5	5/16"
60AE-6	3/8"
60AE-8	1/2"
60AE-10	5/8"



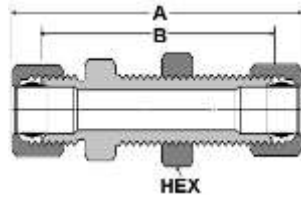
62A UNION

PART NUMBER	O.D. TUBE	A	B	HEX
62A-22	1/8"x1/8"	1.06	.66	5/16"
62A-33	3/16"x3/16"	1.23	.75	3/8"
62A-44	1/4"x1/4"	1.21	.81	7/16"
62A-55	5/16"x5/16"	1.38	.88	1/2"
62A-66	3/8"x3/8"	1.54	.97	9/16"
62A-88	1/2"x1/2"	1.90	1.06	11/16"
62A-1010	5/8"x5/8"	1.90	1.09	13/16"
62A-1212	3/4"x3/4"	2.30	1.44	1"
62A-1414	7/8"x7/8"	2.03	1.19	1-1/8"



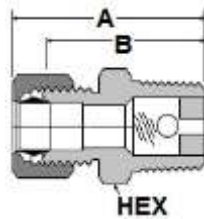
62BH BULKHEAD UNION

PART NUMBER	O.D. TUBE	A	B	HEX
62BH-4	1/4"	2.23	1.75	9/16"
62BH-6	3/8"	2.40	1.80	5/8"



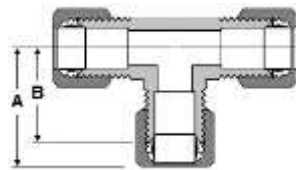
63A CHECK VALVE

PART NUMBER	O.D. TUBE	MPT	A	B	HEX
63A-4A	1/4"	1/8"	1.10	.88	7/16"
63A-4B	3/8"	1/4"	1.44	1.16	9/16"



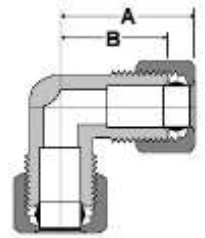
64A UNION TEE

PART NUMBER	O.D. TUBE	A	B
64A-22	1/8"	.82	.62
64A-33	3/16"	.84	.60
64A-44	1/4"	.86	.62
64A-55	5/16"	1.00	.73
64A-664	3/8"x1/4"	.98	.68
64A-66	7/16"	.99	.73
64A-88	1/2"	1.33	.93
64A-1010	5/8"	1.48	1.06
64A-1212	3/4"	1.69	1.25
64A-1414	7/8"	1.70	1.30



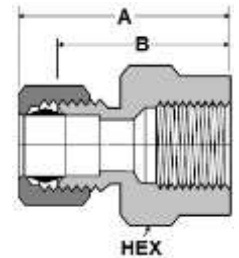
65A 90° UNION ELBOW

PART NUMBER	O.D. TUBE	A	B
65A-22	1/8"	.82	.62
65A-33	3/16"	.87	.63
65A-44	1/4"	.76	.52
65A-55	5/16"	.91	.65
65A-66	7/16"	1.03	.75
65A-88	1/2"	1.28	.88
65A-1010	5/8"	1.48	1.06
65A-1212	3/4"	1.62	1.18
65A-1414	7/8"	1.78	1.38



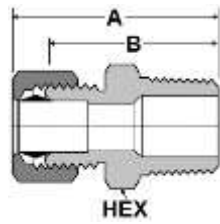
66A FEMALE CONNECTOR

PART NUMBER	O.D. TUBE	FPT	A	B	HEX
66A-4A	1/4"	1/8"	.94	.70	1/2"
66A-4B	1/4"	1/4"	1.12	.88	5/8"
66A-4C	1/4"	3/8"	1.24	1.00	3/4"
66A-4D	1/4"	1/2"	1.27	1.03	7/8"
66A-5A	5/16"	1/8"	1.07	.81	1/2"
66A-5B	5/16"	1/4"	1.17	.91	5/8"
66A-5C	5/16"	3/8"	1.30	1.10	3/4"
66A-6A	3/8"	1/8"	1.09	.81	9/16"
66A-6B	3/8"	1/4"	1.22	.94	5/8"
66A-6C	3/8"	3/8"	1.28	1.00	13/16"
66A-6D	3/8"	1/2"	1.34	1.03	7/8"
66A-6E	3/8"	3/4"	1.50	1.25	1-1/8"
66A-8B	1/2"	1/4"	1.49	1.09	11/16"
66A-8C	1/2"	3/8"	1.48	1.06	13/16"
66A-8D	1/2"	1/2"	1.48	1.05	7/8"
66A-8E	1/2"	3/4"	1.50	1.25	1-1/8"
66A-10C	5/8"	3/8"	1.54	1.06	13/16"
66A-10D	5/8"	1/2"	1.54	1.06	7/8"
66A-10E	5/8"	3/4"	1.64	1.16	1-1/8"
66A-12D	3/4"	1/2"	1.73	1.26	7/8"
66A-12E	3/4"	3/4"	1.82	1.28	13/16"



68A MALE CONNECTOR

PART NUMBER	O.D. TUBE	MPT	A	B	HEX
68A-2A	1/8"	1/8"	.98	.78	7/16"
68A-3A	3/16"	1/8"	1.08	.84	7/16"
68A-3B	3/16"	1/4"	1.27	1.03	9/16"
68A-4A	1/4"	1/8"	1.12	.88	9/16"
68A-4B	1/4"	1/4"	1.21	.97	9/16"
68A-4C	1/4"	3/8"	1.27	1.03	11/16"
68A-4D	1/4"	1/2"	1.27	1.00	13/16"
68A-5A	5/16"	1/8"	1.18	.91	1/2"
68A-5B	5/16"	1/4"	1.23	.97	9/16"
68A-5C	5/16"	3/8"	1.33	1.06	11/16"
68A-6A	3/8"	1/8"	1.22	.94	9/16"
68A-6B	3/8"	1/4"	1.31	1.03	9/16"
68A-6C	3/8"	3/8"	1.39	1.09	11/16"
68A-6D	3/8"	1/2"	1.32	1.06	13/16"
68A-6E	3/8"	3/4"	1.59	1.31	1-1/16"
68A-7B	7/16"	1/4"	1.39	1.06	5/8"
68A-7C	7/16"	3/8"	1.45	1.12	11/16"
68A-8B	1/2"	1/4"	1.49	1.09	11/16"
68A-8C	1/2"	3/8"	1.54	1.16	11/16"
68A-8D	1/2"	1/2"	1.49	1.09	13/16"
68A-8E	1/2"	3/4"	1.78	1.38	1-1/16"
68A-10C	5/8"	3/8"	1.54	1.12	13/16"
68A-10D	5/8"	1/2"	1.54	1.12	13/16"
68A-12D	3/4"	1/2"	1.89	1.44	1"
68A-12E	3/4"	3/4"	1.95	1.50	1-1/16"

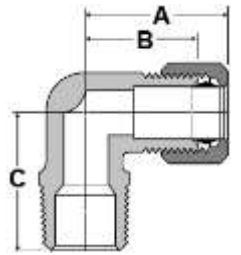


HEX



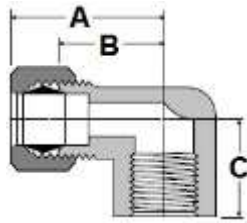
69A 90° MALE ELBOW

PART NUMBER	O.D. TUBE	MPT	A	B	C
69A-2A	1/8"	1/8"	.79	.59	.72
69A-3A	3/16"	1/8"	.86	.62	.72
69AF-3A	3/16"	1/8"	.86	.62	.72
69AF-3B	3/16"	1/4"	.83	.59	.81
69A-4A	1/4"	1/8"	.86	.62	.75
69AF-4A	1/4"	1/8"	.86	.62	.75
69A-4B	1/4"	1/4"	.85	.61	.81
69AF-4B	1/4"	1/4"	.86	.62	.81
69A-4C	1/4"	3/8"	.86	.62	.89
69AF-4D	1/4"	1/2"	1.07	.81	1.14
69AF-5A	5/16"	1/8"	.94	.66	.73
69AF-5B	5/16"	1/4"	.92	.66	.81
69AF-5C	5/16"	3/8"	.98	.72	.91
69A-6A	3/8"	1/8"	1.08	.80	.66
69A-6B	3/8"	1/4"	1.08	.80	.93
69AF-6B	3/8"	1/4"	1.12	.84	.73
69A-6C	3/8"	3/8"	1.05	.77	.93
69AF-6C	3/8"	3/8"	1.06	.78	.91
69A-6D	3/8"	1/2"	1.16	.88	1.12
69AF-6E	3/8"	3/4"	1.30	1.00	1.30
69AF-7B	7/16"	1/4"	1.19	.85	1.00
69A-8B	1/2"	1/4"	1.25	.88	1.03
69A-8C	1/2"	3/8"	1.25	.88	1.03
69AF-8C	1/2"	3/8"	1.25	.88	1.03
69A-8D	1/2"	1/2"	1.32	.94	1.12
69AF-8E	1/2"	3/4"	1.45	1.13	1.26
69A-10C	5/8"	3/8"	1.41	1.06	1.12
69A-10D	5/8"	1/2"	1.41	1.06	1.16
69AF-10E	5/8"	3/4"	1.45	1.16	1.26
69AF-12D	3/4"	1/2"	1.64	1.16	1.18
69AF-12E	3/4"	3/4"	1.76	1.28	1.31
69AF-14E	7/8"	3/4"	1.85	1.25	1.38



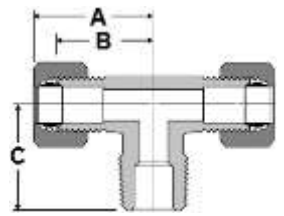
70A 90° FEMALE ELBOW

PART NUMBER	O.D. TUBE	FPT	A	B	C
70AF-2A	1/8"	1/8"	1.16	.94	.54
70AF-3A	3/16"	1/8"	1.26	.98	.57
70A-4A	1/4"	1/8"	.92	.68	.47
70AF-4B	1/4"	1/4"	.99	.75	.59
70AF-4C	1/4"	3/8"	1.10	.88	.54
70AF-5A	5/16"	1/8"	1.33	1.20	.82
70AF-5B	5/16"	1/4"	1.43	1.15	.50
70AF-6A	3/8"	1/8"	1.10	.75	.84
70AF-6B	3/8"	1/4"	1.13	.78	.59
70A-6C	3/8"	3/8"	1.56	1.26	.61
70A-6D	3/8"	1/2"	1.32	.97	.66
70AF-8B	1/2"	1/4"	1.82	1.49	.68
70AF-8C	1/2"	3/8"	1.53	1.19	.66
70AF-8D	1/2"	1/2"	1.89	1.53	.70
70AF-8E	1/2"	3/4"	1.89	1.53	.78
70AF-10C	5/8"	3/8"	1.70	1.20	.80
70AF-10D	5/8"	1/2"	1.41	1.03	.76
70AF-10E	5/8"	3/4"	2.12	1.85	.78
70AF-12D	3/4"	1/2"	2.29	1.80	1.24
70AF-12E	3/4"	3/4"	2.36	1.87	.92



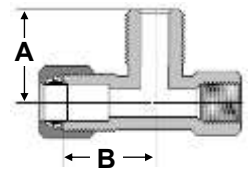
72A MALE BRANCH TEE

PART NUMBER	O.D. TUBE	MPT	A	B	C
72A-2A	1/8"	1/8"	.83	.61	.65
72A-3A	3/16"	1/8"	.89	.63	.70
72A-4A	1/4"	1/8"	.92	.63	.75
72A-4B	1/4"	1/4"	.98	.68	.87
72A-5A	5/16"	1/8"	.98	.75	.74
72A-5B	5/16"	1/4"	1.05	.75	.88
72A-6A	3/8"	1/8"	1.05	.75	.73
72A-6B	3/8"	1/4"	1.10	.78	.85
72A-6C	3/8"	3/8"	1.10	.78	.96
72A-8C	1/2"	3/8"	1.31	.94	1.13
72A-8D	1/2"	1/2"	1.33	.97	1.20
72A-10D	5/8"	1/2"	1.42	1.05	1.31
72A-12D	3/4"	1/2"	1.72	1.23	1.32
72A-12E	3/4"	3/4"	1.72	1.25	1.50



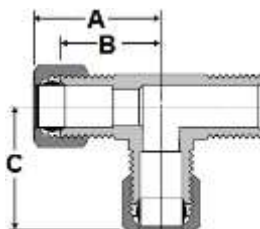
75A FEMALE BRANCH TEE

PART NUMBER	O.D. TUBE	PIPE THRD	A	B
75A-4A	1/4"	1/8"	.725	.614



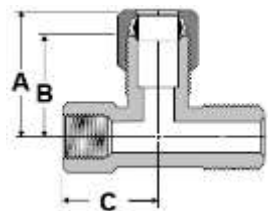
71A MALE RUN TEE

PART NUMBER	O.D. TUBE	MPT	A	B	C
71A-2A	1/8"	1/8"	.86	.66	.66
71A-3A	3/16"	1/8"	.88	.63	.61
71A-4A	1/4"	1/8"	.89	.64	.61
71A-4B	1/4"	1/4"	1.02	.68	.68
71A-5A	5/16"	1/8"	1.00	.73	.72
71A-5B	5/16"	1/4"	1.00	.80	.70
71A-6A	3/8"	1/8"	1.06	.75	.81
71A-6B	3/8"	1/4"	1.13	.78	.78
71A-6C	3/8"	3/8"	1.16	.81	.88
71A-8C	1/2"	3/8"	1.27	.91	.97
71A-8D	1/2"	1/2"	1.32	.97	.97
71A-10D	5/8"	1/2"	1.52	1.08	1.09
71A-12D	3/4"	1/2"	1.65	1.18	1.21



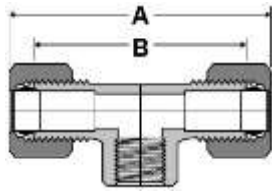
76A STREET COMPRESSION TEE

PART NUMBER	O.D. TUBE	PIPE THRD.	A	B	C
76A-2A	1/8"	1/8"	.85	.61	.48
76A-4A	1/4"	1/8"	.85	.57	.45
76A-4B	1/4"	1/4"	.98	.71	.98
76A-6B	3/8"	1/4"	1.09	.82	.98



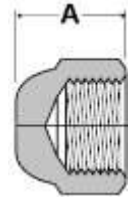
77A FEMALE BRANCH TEE

PART NUMBER	O.D. TUBE	FPT	A	B
77A-4A	1/4"	1/8"	1.70	1.56
77A-4B	1/4"	1/4"	1.70	1.57
77A-6A	3/8"	1/8"	1.75	1.50
77A-6B	3/8"	1/4"	1.90	1.60
77A-6C	3/8"	3/8"	1.90	1.60



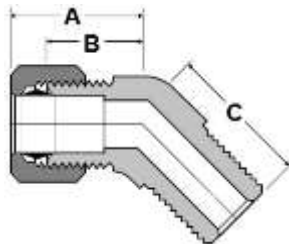
N5CT COMPRESSION CAP

PART NUMBER	O.D. TUBE	A	HEX
N5CT-4	1/4"	.438	1/2"
N5CT-6	3/8"	.468	5/8"
N5CT-8	1/2"	.562	3/4"
N5CT-10	5/8"	.563	7/8"



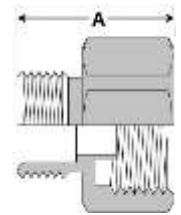
79A 45° MALE ELBOW

PART NUMBER	O.D. TUBE	MPT	A	B	C
79A-4A	1/4"	1/8"	.90	.66	.56
79A-6B	3/8"	1/4"	.90	.62	.84
79A-8C	1/2"	3/8"	1.14	.78	.88
79A-10D	5/8"	1/2"	1.28	.95	1.10



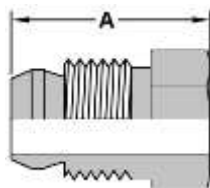
U6CC-PBF MALE X FEMALE COMPRESSION

PART NUMBER	O.D. TUBE	A	HEX
U6CC-46-PBF	1/4"x3/8"	.88	5/8"
U6CC-67-PBF	3/8"x7/16"	.94	13/16"
U6CC-68-PBF	3/8"x1/2"	.82	13/16"



81LB CONTROL NUT

PART NUMBER	O.D. TUBE	A	HEX
81LB-4	1/4"	.62	7/16"



961A CAPTIVE SLEEVE

PART NUMBER	O.D. TUBE	A
961A-2	1/8"	.364
961A-3	3/16"	.41
961A-4	1/4"	.41
961A-5	5/16"	.44
961A-6	3/8"	.448
961A-8	1/2"	.56
961A-10	5/8"	.56
961A-12	3/4"	.68



TEMP & PRESSURE RANGES

•Temperature Range:

-40° F to 225° F



•Pressure Range:

Up to 800 PSI



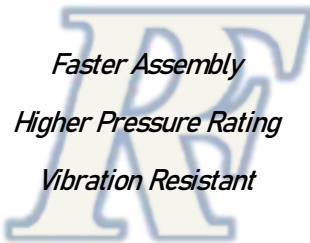

RANGES

HOW TO ORDER

To order or request pricing for the captive sleeve version of an item, add the number "9" to the start of a part number.

For example, if you'd like order part number 68A-6B with a captive sleeve compression nut/sleeve, order as:

P/N 968A-6B





NICKEL PLATED BRASS PUSH-IN FITTINGS

CONSTRUCTION

- Body/Release Ring: Brass UNI EN 12164 CW614N - UNI EN 12165 CW617N Nickel Plated
- Release Ring: Brass UNI EN 12164 CW614N - UNI EN 12165 CW617N Nickel Plated
- Holding Ring: POM
- Gripping ring: Stainless Steel AISI 301
- Protection Ring: POM
- Seals: NBR



APPLICATIONS

- Recommended tubing: PA11, PA12, PA6, Polyethylene PE, Polyurethane PU (98 Shore A).
- Acceptable Tolerances on the tubing: +/- 0,07 mm up to Ø 3/8", +/- 0,1 mm Ø 1/2".
- Application fields: Pneumatic circuits.

RANGES

- Temperature Range: -4° to 176° F.
- Pressure Range: Max 290 PSI
- REACH / ROHS Compliant
- Silicone Free



Assembly Instructions

1. Cut tubing squarely—using a tube cutter.
2. Make sure all fittings involved in the assembly are clean of burrs and debris.
3. Insert tubing firmly into the release ring of the fitting until it bottoms out.
4. Check your connection is secure and leak free.
5. To release tubing, hold down the release ring firmly and pull the tube away from the fitting.



NOTES

- Fittings are electrolytic nickel-plated.
- Non-stock items and special parts are available on a quotation basis.
- Configurations and dimensions are subject to change without notice.

⚠ WARNING: Products offered by Robo-Fit can expose you to chemicals such as lead, a chemical which is known to the State of California to cause cancer, birth defects, or other reproductive harm. For more information go to www.P65Warnings.ca.gov

<p>259PPNI Plug</p> 	<p>262PPNI Union</p> 	<p>262PPBHNI Bulkhead Union</p> 	<p>264PPNI Union Tee</p> 
<p>265PPNI 90° Union Elbow</p> 	<p>266PPNI Female Connector</p> 	<p>268PPNI Male Connector</p> 	<p>269PPNI 90° Male Elbow</p> 
<p>269PPSNI 90° Male Swivel Elbow</p> 	<p>270PPSNI 90° Female Swivel Elbow</p> 	<p>271PPSNI Male Swivel Run Tee</p> 	<p>272PPSNI Male Swivel Branch Tee</p> 
<p>277PPSNI Female Swivel Branch Tee</p> 	<p>279PPSNI 45° Male Swivel Elbow</p> 	<p>286PPBHNI Bulkhead Connector</p> 	<p>289PPNI Union Y</p> 
<p>2688PPNI Press-In Cartridge</p> 	<p>PPNIPIR Plug In Reducer</p> 	<p>PPNIPIE 90° Plug In Reducer</p> 	

259PPNI PLUG

PART NUMBER	O.D. TUBE	OAL
259PPNI-2	1/8"	.787
259PPNI-2.5	5/32"	.984
259PPNI-4	1/4"	.984
259PPNI-5	5/16"	1.181
259PPNI-6	3/8"	1.378
259PPNI-8	1/2"	1.575



264PPNI UNION TEE

PART NUMBER	O.D. TUBE	OAL
264PPNI-2	1/8"	.92
264PPNI-2.5	5/32"	1.378
264PPNI-4	1/4"	1.575
264PPNI-5	5/16"	1.654
264PPNI-6	3/8"	1.929
264PPNI-8	1/2"	2.126



262PPNI UNION

PART NUMBER	O.D. TUBE	OAL
262PPNI-2	1/8"	.827
262PPNI-2.5	5/32"	1.11
262PPNI-4	1/4"	1.339
262PPNI-5	5/16"	1.354
262PPNI-6X4	3/8" x 1/4"	1.457
262PPNI-6	3/8"	1.74
262PPNI-8X6	1/2" x 3/8"	1.594
262PPNI-8	1/2"	1.606



265PPNI 90° UNION ELBOW

PART NUMBER	O.D. TUBE	CNT Line to Tube
265PPNI-2	1/8"	.461
265PPNI-2.5	5/32"	.689
265PPNI-4	1/4"	.807
265PPNI-5	5/16"	.886
265PPNI-6	3/8"	.984
265PPNI-8	1/2"	1.063



262PPBHNI BULKHEAD UNION

PART NUMBER	O.D. TUBE	OAL	HEX
262PPBHNI-2	1/8"	.827	.551
262PPBHNI-2.5	5/32"	1.10	.63
262PPBHNI-4	1/4"	1.34	.709
262PPBHNI-5	5/16"	1.34	.787
262PPBHNI-6	3/8"	1.53	.866
262PPBHNI-8	1/2"	1.61	1.024



266PPNI FEMALE CONNECTOR

PART NUMBER	O.D. TUBE	FPT	OAL
266PPNI-2.5A	5/32"	1/8"	.984
266PPNI-4A	1/4"	1/8"	1.06
266PPNI-4B	1/4"	1/4"	1.24
266PPNI-5A	5/16"	1/8"	1.06
266PPNI-5B	5/16"	1/4"	1.24
266PPNI-6B	3/8"	1/4"	1.34
266PPNI-6C	3/8"	3/8"	1.34





268PPNI MALE CONNECTOR

PART NUMBER	O.D. TUBE	MPT	OAL	HEX
268PPNI-2X0	1/8"	10-32 UNF	.657	3/32"
268PPNI-2A	1/8"	1/8"	.728	3/32"
268PPNI-2.5X0	5/32"	10-32 UNF	.787	3/32"
268PPNI-2.5A	5/32"	1/8"	.768	7/16"
268PPNI-2.5B	5/32"	1/4"	.945	9/16"
268PPNI-4X0	1/4"	10-32 UNF	.925	3/32"
268PPNI-4A	1/4"	1/8"	.866	1/2"
268PPNI-4B	1/4"	1/4"	.965	9/16"
268PPNI-4C	1/4"	3/8"	1.00	11/16"
268PPNI-5A	5/16"	1/8"	1.04	9/16"
268PPNI-5B	5/16"	1/4"	1.00	9/16"
268PPNI-5C	5/16"	3/8"	.984	11/16"
268PPNI-6A	3/8"	1/8"	1.12	11/16"
268PPNI-6B	3/8"	1/4"	1.26	11/16"
268PPNI-6C	3/8"	3/8"	1.00	11/16"
268PPNI-6D	3/8"	1/2"	1.20	7/8"
268PPNI-8B	1/2"	1/4"	1.36	13/16"
268PPNI-8C	1/2"	3/8"	1.16	13/16"
268PPNI-8D	1/2"	1/2"	1.20	7/8"



269PPSNI 90° MALE SWIVEL ELBOW

PART NUMBER	O.D. TUBE	MPT	HEX
269PPSNI-2X0	1/8"	10-32 UNF	3/8"
269PPSNI-2A	1/8"	1/8"	7/16"
269PPSNI-2.5X0	5/32"	10-32 UNF	3/8"
269PPSNI-2.5A	5/32"	1/8"	7/16"
269PPSNI-2.5B	5/32"	1/4"	9/16"
269PPSNI-4A	1/4"	1/8"	1/2"
269PPSNI-4B	1/4"	1/4"	9/16"
269PPSNI-4C	1/4"	3/8"	11/16"
269PPSNI-5A	5/16"	1/8"	1/2"
269PPSNI-5B	5/16"	1/4"	9/16"
269PPSNI-5C	5/16"	3/8"	11/16"
269PPSNI-6A	3/8"	1/8"	11/16"
269PPSNI-6B	3/8"	1/4"	11/16"
269PPSNI-6C	3/8"	3/8"	11/16"
269PPSNI-6D	3/8"	1/2"	7/8"
269PPSNI-8B	1/2"	1/4"	13/16"
269PPSNI-8C	1/2"	3/8"	13/16"
269PPSNI-8D	1/2"	1/2"	7/8"



269PPNI 90° MALE ELBOW

PART NUMBER	O.D. TUBE	MPT	FLATS
269PPNI-2.5A	5/32"	1/8"	.394
269PPNI-4A	1/4"	1/8"	.394
269PPNI-4B	1/4"	1/4"	.394
269PPNI-5A	5/16"	1/8"	.472
269PPNI-5B	5/16"	1/4"	.472
269PPNI-6B	3/8"	1/4"	.551
269PPNI-6C	3/8"	3/8"	.551



270PPSNI 90° FEMALE SWIVEL ELBOW

PART NUMBER	O.D. TUBE	FPT	HEX
270PPSNI-2.5A	5/32"	1/8"	9/16"
270PPSNI-4A	1/4"	1/8"	9/16"
270PPSNI-4B	1/4"	1/4"	11/16"
270PPSNI-5A	5/16"	1/8"	9/16"
270PPSNI-5B	5/16"	1/4"	11/16"
270PPSNI-6B	3/8"	1/4"	11/16"
270PPSNI-6C	3/8"	3/8"	13/16"





271PPSNI MALE SWIVEL RUN TEE

PART NUMBER	O.D. TUBE	MPT	HEX
271PPSNI-2A	1/8"	1/8"	1/2"
271PPSNI-2.5A	5/32"	1/8"	1/2"
271PPSNI-2.5B	5/32"	1/4"	9/16"
271PPSNI-4A	1/4"	1/8"	1/2"
271PPSNI-4B	1/4"	1/4"	9/16"
271PPSNI-5A	5/16"	1/8"	1/2"
271PPSNI-5B	5/16"	1/4"	9/16"
271PPSNI-6B	3/8"	1/4"	11/16"
271PPSNI-6C	3/8"	3/8"	11/16"
271PPSNI-8C	1/2"	3/8"	13/16"
271PPSNI-8D	1/2"	1/2"	7/8"



277PPSNI FEMALE SWIVEL BRANCH TEE

PART NUMBER	O.D. TUBE	FPT
277PPSNI-4B	1/4"	1/4"
277PPSNI-6B	3/8"	1/4"
277PPSNI-6C	3/8"	3/8"
277PPSNI-8C	1/2"	3/8"
277PPSNI-8D	1/2"	1/2"



272PPSNI MALE SWIVEL BRANCH TEE

PART NUMBER	O.D. TUBE	MPT	HEX
272PPSNI-2A	1/8"	1/8"	1/2"
272PPSNI-2.5A	5/32"	1/8"	1/2"
272PPSNI-2.5B	5/32"	1/4"	9/16"
272PPSNI-4A	1/4"	1/8"	1/2"
272PPSNI-4B	1/4"	1/4"	9/16"
272PPSNI-5A	5/16"	1/8"	1/2"
272PPSNI-5B	5/16"	1/4"	9/16"
272PPSNI-6B	3/8"	1/4"	11/16"
272PPSNI-6C	3/8"	3/8"	11/16"
272PPSNI-8C	1/2"	3/8"	13/16"
272PPSNI-8D	1/2"	1/2"	7/8"



279PPSNI 45° MALE ELBOW

PART NUMBER	O.D. TUBE	MPT
279PPSNI-4A	1/4"	1/8"
279PPSNI-4B	1/4"	1/4"
279PPSNI-6B	3/8"	1/4"
279PPSNI-6C	3/8"	3/8"
279PPSNI-6D	3/8"	1/2"
279PPSNI-8C	1/2"	3/8"
279PPSNI-8D	1/2"	1/2"



286PPBHNI BULKHEAD CONNECTOR

PART NUMBER	O.D. TUBE	FPT
286PPBHNI-2.5B	5/32"	1/4"
286PPBHNI-4A	1/4"	1/8"
286PPBHNI-4B	1/4"	1/4"
286PPBHNI-6B	5/16"	1/4"
286PPBHNI-6C	3/8"	3/8"
286PPBHNI-6D	3/8"	1/2"
286PPBHNI-8C	1/2"	3/8"
286PPBHNI-8D	1/2"	1/2"




289PPNI UNION Y

PART NUMBER	O.D. TUBE
289PPNI-2	1/8" (X3)
289PPNI-2.5	5/32" (X3)
289PPNI-4	1/4" (X3)
289PPNI-5	5/16" (X3)
289PPNI-6	3/8" (X3)



PPNIPIR PLUG IN REDUCER

PART NUMBER	O.D. TUBE	STANDPIPE
PPNIPIR-2-2.5	1/8"	5/32"
PPNIPIR-2.5-4	5/32"	1/4"
PPNIPIR-4-5	1/4"	5/16"
PPNIPIR-4-6	1/4"	3/8"
PPNIPIR-4-8	1/4"	1/2"
PPNIPIR-5-6	5/16"	3/8"
PPNIPIR-6-8	3/8"	1/2"



2688PPNI PRESS-IN CARTRIDGE

PART NUMBER	O.D. TUBE
2688PPNI-2.5	5/32"
2688PPNI-4	1/4"
2688PPNI-5	5/16"
2688PPNI-6	3/8"



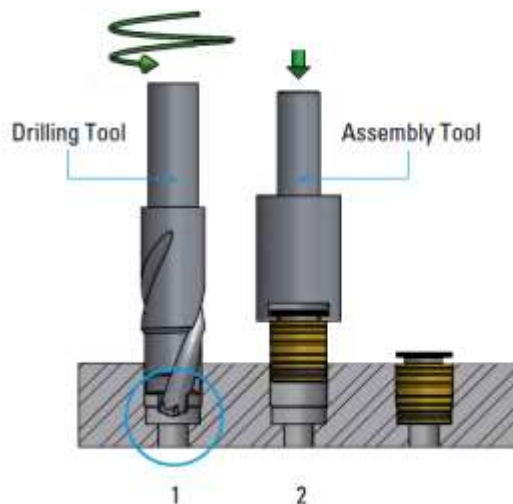
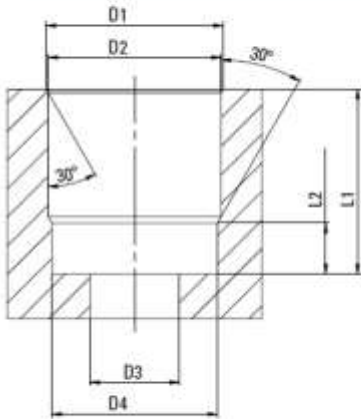
PPNIPIE 90° PLUG IN REDUCER

PART NUMBER	O.D. TUBE	STANDPIPE
PPNIPIE-2.5	5/32"	5/32"
PPNIPIE-4	1/4"	1/4"
PPNIPIE-6	3/8"	3/8"
PPNIPIE-8	1/2"	1/2"



Cartridge Seat Drilling Plan

Tube OD	D ₁	D ₂	D ₃	D ₄	L ₁	L ₂
5/32	.374	.362	.118	.339	.472	.126
1/4	.480	.469	.217	.445	.551	.157
5/16	.547	.535	.276	.512	.571	.157
3/8	.610	.598	.335	.575	.630	.157



Corrosion Resistant
Fast Installation
Consistently Reliable



NYLON AIR BRAKE DOT FITTINGS

CONSTRUCTION

- CA360 Brass (Straights)
- CA360 Brass (Shapes)



APPLICATIONS

- Air Brake Systems



- Temperature Range: -40° to 200° F.

RANGES

- Pressure Range: Up to 150 PSI



Assembly Instructions

1. Cut tubing squarely—using a tube cutter.
2. Make sure all fittings involved in the assembly are clean of burrs and debris.
3. Insert nylon air brake tubing firmly into the fitting until it bottoms out.
4. Tighten nut according to the chart listed below:

Tube Size	Turns Past Hand-Tight
3/16	2.5
1/4	3
3/8 + 1/2	4
5/8 + 3/4	3.5

Application Details:

Transportation Air Brake Systems, Air Suspensions, Cabin Controls:


Trucks, Trailers, RVs, Buses, Fire Trucks, & Rail.



NOTES

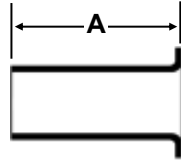
- Fittings meet SAE and DOT FMVSS 571.106
- Non-stock items and special parts are available on a quotation basis.
- Configurations and dimensions are subject to change without notice.

⚠ WARNING: Products offered by Robo-Fit can expose you to chemicals such as lead, a chemical which is known to the State of California to cause cancer, birth defects, or other reproductive harm. For more information go to www.P65Warnings.ca.gov

<p>59A Tube Support Insert</p> 	<p>60NAB Sleeve</p> 	<p>61NAB Nut</p> 	<p>62NAB Union Tube, Both Ends</p> 
<p>62NABH Bulkhead Union</p> 	<p>64NAB</p> 	<p>65NAB 90° Union Elbow</p> 	<p>66NAB Female Connector</p> 
<p>68NAB Male Connector</p> 	<p>68NABH</p> 	<p>69NAB 90° Male Elbow</p> 	<p>70NAB 90° Female Elbow</p> 
<p>71NAB Male Run Tee</p> 	<p>72NAB Male Branch Tee</p> 	<p>79NAB 45° Male Elbow</p> 	

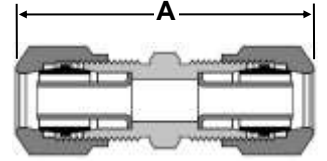
59A TUBE SUPPORT INSERT

PART NUMBER	Tube O.D.	A
59A-4	1/4"	.51
59A-6	3/8"	.64
59A-8	1/2"	.81
59A-10	5/8"	.86
59A-12	3/4"	1.06



62NAB UNION TUBE, BOTH ENDS

PART NUMBER	Tube O.D.	A	HEX
62NAB-4	1/4"	1.45	7/16"
62NAB-6	3/8"	1.80	9/16"
62NAB-8	1/2"	2.03	11/16"
62NAB-10	5/8"	2.29	13/16"
62NAB-12	3/4"	2.62	1"



REF SAE 100101BA

60NAB SLEEVE

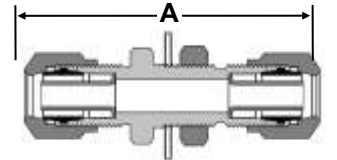
PART NUMBER	Tube O.D.	A
60NAB-4	1/4"	.31
60NAB-6	3/8"	.39
60NAB-8	1/2"	.43
60NAB-10	5/8"	.44
60NAB-12	3/4"	.54



REF SAE 100115

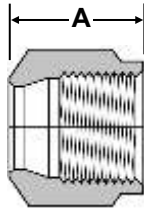
62NABH BULKHEAD UNION, BOTH ENDS

PART NUMBER	Tube O.D.	A	Hex
62NABH-6	3/8"	2.90	9/16"
62NABH-8	1/2"	3.20	11/16"



61NAB NUT

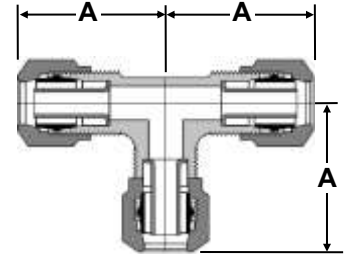
PART NUMBER	Tube O.D.	A	HEX
61NAB-4	1/4"	.45	9/16"
61NAB-6	3/8"	.56	5/8"
61NAB-8	1/2"	.66	13/16"
61NAB-10	5/8"	.74	15/16"
61NAB-12	3/4"	.81	1-1/8"



REF SAE 100110

64NAB UNION TEE

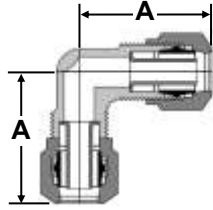
PART NUMBER	Tube O.D.	A
64NAB-4	1/4"	.95
64NAB-6	3/8"	1.24
64NAB-8	1/2"	1.45
64NAB-10	5/8"	1.58



REF SAE 100401BA

65NAB 90° UNION ELBOW

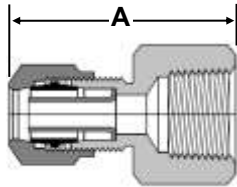
PART NUMBER	Tube O.D.	A
65NAB-4	1/4"	1.00
65NAB-6	3/8"	1.14
65NAB-8	1/2"	1.32
65NAB-10	5/8"	1.60



REF SAE 100201BA

66NAB FEMALE CONNECTOR

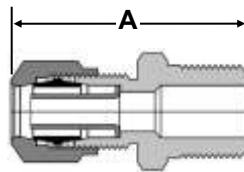
PART NUMBER	Tube O.D.	FPT	A	HEX
66NAB-4A	1/4"	1/8"	1.18	9/16"
66NAB-4B	1/4"	1/4"	1.40	11/16"
66NAB-6A	3/8"	1/8"	1.50	9/16"
66NAB-6B	3/8"	1/4"	1.60	11/16"
66NAB-6C	3/8"	3/8"	1.71	7/8"
66NAB-8C	1/2"	3/8"	1.80	7/8"
66NAB-8D	1/2"	1/2"	1.89	1-1/16"



REF SAE 100103BA

68NAB MALE CONNECTOR

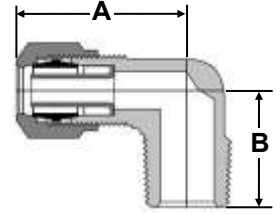
PART NUMBER	Tube O.D.	MPT	A	HEX
68NAB-4A	1/4"	1/8"	1.21	7/16"
68NAB-4B	1/4"	1/4"	1.42	9/16"
68NAB-4C	1/4"	3/8"	1.46	11/16"
68NAB-6A	3/8"	1/8"	1.37	9/16"
68NAB-6B	3/8"	1/4"	1.58	9/16"
68NAB-6C	3/8"	3/8"	1.58	11/16"
68NAB-6D	3/8"	1/2"	1.80	7/8"
68NAB-8B	1/2"	1/4"	1.71	11/16"
68NAB-8C	1/2"	3/8"	1.71	11/16"
68NAB-8D	1/2"	1/2"	1.90	7/8"
68NAB-10C	5/8"	3/8"	1.84	13/16"
68NAB-10D	5/8"	1/2"	2.03	7/8"
68NAB-12D	3/4"	1/2"	2.21	1"
68NAB-12E	3/4"	3/4"	2.22	1-1/16"



REF SAE 100102BA

69NAB 90° MALE ELBOW

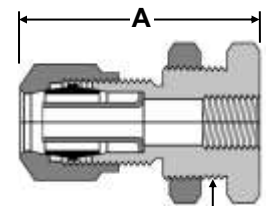
PART NUMBER	Tube O.D.	MPT	A	B
69NAB-4A	1/4"	1/8"	.95	.66
69NAB-4B	1/4"	1/4"	1.00	.87
69NAB-4C	1/4"	3/8"	1.16	.86
69NAB-6A	3/8"	1/8"	1.19	.75
69NAB-6B	3/8"	1/4"	1.25	.92
69NAB-6C	3/8"	3/8"	1.30	.91
69NAB-6D	3/8"	1/2"	1.40	1.10
69NAB-8B	1/2"	1/4"	1.38	.99
69NAB-8C	1/2"	3/8"	1.44	.99
69NAB-8D	1/2"	1/2"	1.55	1.18
69NAB-10C	5/8"	3/8"	1.49	1.05
69NAB-10D	5/8"	1/2"	1.58	1.24
69NAB-10E	5/8"	3/4"	1.76	1.32
69NAB-12D	3/4"	1/2"	1.70	1.33
69NAB-12E	3/4"	3/4"	1.77	1.32



REF SAE 100202BA

68NABH BULKHEAD CONNECTOR

PART NUMBER	Tube O.D.	FPT	A	HEX
68NABH-6C	3/8"	3/8"	1.31	1-1/16"
68NABH-8C	1/2"	3/8"	1.93	1-1/16"



7/8"-20 UNEF-2A

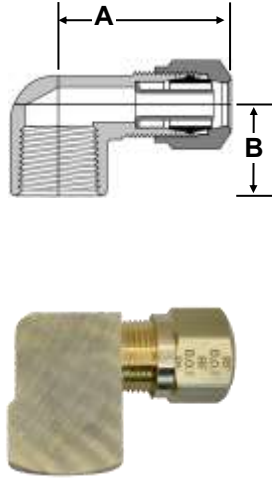




70NAB 90° FEMALE ELBOW

PART NUMBER	Tube O.D.	FPT	A	B
70NAB-4A	1/4"	1/8"	1.02	.52
70NAB-4B	1/4"	1/4"	1.11	.71
70NAB-6A	3/8"	1/8"	1.29	.59
70NAB-6B	3/8"	1/4"	1.35	.77
70NAB-6C	3/8"	3/8"	1.39	.77
70NAB-8C	1/2"	3/8"	1.55	.82
70NAB-8D	1/2"	1/2"	1.65	1.01
70NAB-10D	5/8"	1/2"	1.70	1.07

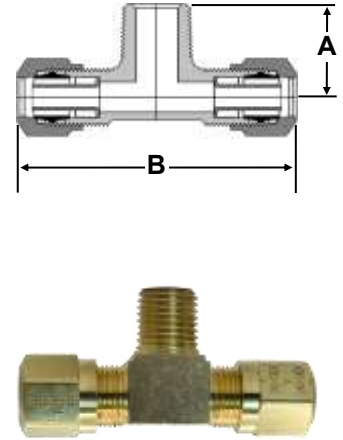
REF SAE 100203BA



72NAB MALE BRANCH TEE

PART NUMBER	Tube O.D.	MPT	A	B
72NAB-4A	1/4"	1/8"	.66	1.80
72NAB-4B	1/4"	1/4"	.87	2.00
72NAB-6A	3/8"	1/8"	.75	2.36
72NAB-6B	3/8"	1/4"	.92	2.50
72NAB-6C	3/8"	3/8"	.91	2.60
72NAB-8B	1/2"	1/4"	.99	2.82
72NAB-8C	1/2"	3/8"	.99	2.90
72NAB-8D	1/2"	1/2"	1.18	3.10
72NAB-10D	5/8"	1/2"	1.24	3.20

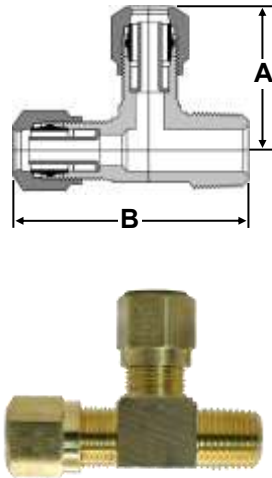
REF SAE 100425BA



71NAB MALE RUN TEE

PART NUMBER	Tube O.D.	MPT	A	B
71NAB-4A	1/4"	1/8"	.95	1.61
71NAB-4B	1/4"	1/4"	1.00	1.87
71NAB-6B	3/8"	1/4"	1.25	2.17
71NAB-6C	3/8"	3/8"	1.30	2.21
71NAB-8C	1/2"	3/8"	1.45	2.44
71NAB-8D	1/2"	1/2"	1.55	2.73
71NAB-10D	5/8"	1/2"	1.60	2.84

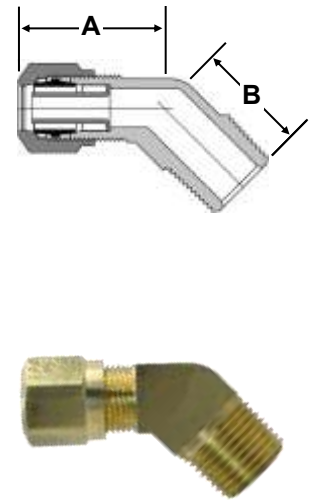
REF SAE 100424BA



79NAB 45° MALE ELBOW




PART NUMBER	Tube O.D.	MPT	A	B
79NAB-4A	1/4"	1/8"	.81	.63
79NAB-4B	1/4"	1/4"	.93	.85
79NAB-6A	3/8"	1/8"	1.17	.68
79NAB-6B	3/8"	1/4"	1.17	.85
79NAB-6C	3/8"	3/8"	1.21	.94
79NAB-6D	3/8"	1/2"	1.24	1.16
79NAB-8B	1/2"	1/4"	1.36	.94
79NAB-8C	1/2"	3/8"	1.36	.94
79NAB-8D	1/2"	1/2"	1.39	1.16
79NAB-10C	5/8"	3/8"	1.43	.98
79NAB-10D	5/8"	1/2"	1.42	1.16
79NAB-12D	3/4"	1/2"	1.61	1.18

REF SAE 100302BA





BRASS PUSH-IN DOT FITTINGS

CONSTRUCTION	<ul style="list-style-type: none"> • CA360/CA3604 Brass (Straights) • CA377/CA3604 Brass (Shapes) • "O" Ring: Buna N (Nitrile) 	
APPLICATIONS	<ul style="list-style-type: none"> • Air Brake Systems 	
RANGES	<ul style="list-style-type: none"> • Temperature Range: -40° to 200° F. • Pressure Range: Up to 200 PSI 	



To Connect Fitting & Tubing:

1. Cut the air brake tubing squarely.
2. Make sure mating ports are free of any debris.
3. Insert the tubing past the O-Ring until the tubing bottoms out against the tube stop.
4. Check your connection by pulling on the tubing to ensure tubing is fully inserted.

To Disconnect Fitting & Tubing:

1. Press and hold the collet against the fitting body.
2. Pull the tubing out of fitting.

Application Details:

Transportation Air Brake Systems, Air Suspensions, Cabin Controls:

Trucks, Trailers, RVs, Buses, Fire Trucks, & Rail.



NOTES

- Fittings meet SAE and DOT FMVSS 571.106
- Non-stock items and special parts are available on a quotation basis.
- Configurations and dimensions are subject to change without notice.

⚠ WARNING: Products offered by Robo-Fit can expose you to chemicals such as lead, a chemical which is known to the State of California to cause cancer, birth defects, or other reproductive harm. For more information go to www.P65Warnings.ca.gov



<p>259PPDOT Tube Plug</p> 	<p>262PPDOT Union</p> 	<p>262PPBHDOT Bulkhead Union</p> 	<p>264PPDOT Union Tee</p> 
<p>265PPDOT 90° Union Elbow</p> 	<p>266PPDOT Female Connector</p> 	<p>268PPDOT Male Connector</p> 	<p>2688PPDOT Plug In Adapter</p> 
<p>269PPDOT 90° Male Elbow</p> 	<p>269PPSDOT 90° Male Swivel Elbow</p> 	<p>270PPDOT 90° Female Elbow</p> 	<p>270PPSDOT 90° Female Swivel Elbow</p> 
<p>271PPDOT Male Run Tee</p> 	<p>271PPSDOT Male Swivel Run Tee</p> 	<p>272PPDOT Male Branch Tee</p> 	<p>272PPSDOT Male Swivel Branch Tee</p> 
<p>277PPDOT Female Branch Tee</p> 	<p>277PPSDOT Female Swivel Branch Tee</p> 	<p>279PPDOT 45° Male Elbow</p> 	<p>279PPSDOT 45° Male Swivel Elbow</p> 
<p>283PPDOT Gladhand Bulkhead</p> 	<p>286PPDOT Female Bulkhead</p> 		

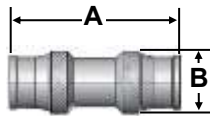
259PPDOT NYLON PLUG

PART NUMBER	PLUG TUBE O.D.
259PPDOT-2.5	5/32"
259PPDOT-4	1/4"
259PPDOT-6	3/8"
259PPDOT-8	1/2"
259PPDOT-10	5/8"
259PPDOT-12	3/4"



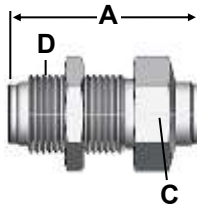
262PPDOT UNION CONNECTOR

PART NUMBER	Tube O.D.	A	B
262PPDOT-2.5	5/32"	1.38	3/8"
262PPDOT-3	3/16"	1.60	7/16"
262PPDOT-4	1/4"	1.82	7/16"
262PPDOT-5	5/16"	1.89	19/32"
262PPDOT-6	3/8"	1.82	21/32"
262PPDOT-8	1/2"	2.02	25/32"
262PPDOT-10	5/8"	2.04	.91
262PPDOT-12	3/4"	2.20	1.06



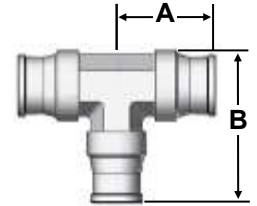
262PPBHDOT BULKHEAD UNION

PART NUMBER	Tube O.D.	A	C	D
262PPBHDOT-4	1/4"	1.90	3/8	1/2-20
262PPBHDOT-6	3/8"	1.85	7/16	3/4-16
262PPBHDOT-8	1/2"	2.05	7/16	15/16-16
262PPBHDOT-10	5/8"	2.05	19/32	1/4



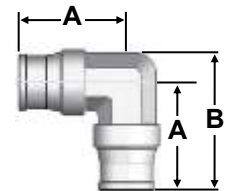
264PPDOT UNION TEE

PART NUMBER	Tube O.D.	A	B	FLATS
264PPDOT-4	1/4"	.94	1.17	3/8"
264PPDOT-6	3/8"	1.08	1.41	1/2"
264PPDOT-8	1/2"	1.26	1.65	5/8"
264PPDOT-10	5/8"	1.32	1.77	11/16"
264PPDOT-12	3/4"	1.44	1.99	15/16"



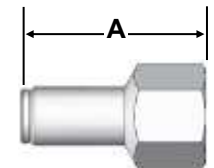
265PPDOT 90° UNION ELBOW

PART NUMBER	Tube O.D.	A	B	FLATS
265PPDOT-4	1/4"	.94	1.17	3/8"
265PPDOT-6	3/8"	1.08	1.41	1/2"
265PPDOT-8	1/2"	1.26	1.65	5/8"



266PPDOT FEMALE CONNECTOR

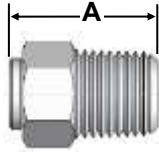
PART NUMBER	Tube O.D.	FPT	A	HEX
266PPDOT-4A	1/4"	1/8"	1.33	9/16"
266PPDOT-4B	1/4"	1/4"	1.55	3/4"
266PPDOT-6A	3/8"	1/8"	1.33	11/16"
266PPDOT-6B	3/8"	1/4"	1.52	3/4"
266PPDOT-6C	3/8"	3/8"	1.56	7/8"
266PPDOT-8C	1/2"	3/8"	1.59	7/8"
266PPDOT-8D	1/2"	1/2"	1.85	1-1/8"





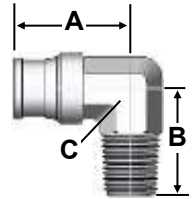
268PPDOT MALE CONNECTOR

PART NUMBER	Tube O.D.	MPT	A	HEX
268PPDOT-2.5X1	5/32"	1/16"	.78	3/8"
268PPDOT-2.5A	5/32"	1/8"	.79	7/16"
268PPDOT-2.5B	5/32"	1/4"	.95	9/16"
268PPDOT-3X0	3/16"	10/32"	.89	3/8"
268PPDOT-3X1	3/16"	1/16"	1.02	3/8"
268PPDOT-3A	3/16"	1/8"	1.02	7/16"
268PPDOT-3B	3/16"	1/4"	1.02	9/16"
268PPDOT-4X1	1/4"	1/16"	1.17	7/16"
268PPDOT-4A	1/4"	1/8"	.98	7/16"
268PPDOT-4B	1/4"	1/4"	.90	9/16"
268PPDOT-4C	1/4"	3/8"	.87	11/16"
268PPDOT-6A	3/8"	1/8"	1.17	11/16"
268PPDOT-6B	3/8"	1/4"	1.15	11/16"
268PPDOT-6C	3/8"	3/8"	1.12	11/16"
268PPDOT-6D	3/8"	1/2"	1.03	7/8"
268PPDOT-8B	1/2"	1/4"	1.46	13/16"
268PPDOT-8C	1/2"	3/8"	1.28	13/16"
268PPDOT-8D	1/2"	1/2"	1.23	7/8"
268PPDOT-8E	1/2"	3/4"	1.29	1-1/16"
268PPDOT-10C	5/8"	3/8"	1.44	15/16"
268PPDOT-10D	5/8"	1/2"	1.59	15/16"
268PPDOT-10E	5/8"	3/4"	1.13	1-1/16"
268PPDOT-12D	3/4"	1/2"	1.65	1-1/16"
268PPDOT-12E	3/4"	3/4"	1.38	1-1/16"



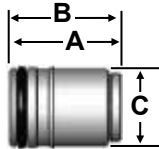
269PPDOT 90° MALE ELBOW

PART NUMBER	Tube O.D.	MPT	A	B	C
269PPDOT-2.5X1	5/32"	1/16"	.78	.65	5/16"
269PPDOT-2.5A	5/32"	1/8"	.78	.69	5/16"
269PPDOT-3A	3/16"	1/8"	.88	.75	3/8"
269PPDOT-4A	1/4"	1/8"	1.01	.79	3/8"
269PPDOT-4B	1/4"	1/4"	1.05	.84	3/8"
269PPDOT-4C	1/4"	3/8"	1.10	.98	1/2"
269PPDOT-6A	3/8"	1/8"	1.00	.80	1/2"
269PPDOT-6B	3/8"	1/4"	1.10	.98	1/2"
269PPDOT-6C	3/8"	3/8"	1.08	.98	1/2"
269PPDOT-6D	3/8"	1/2"	1.14	1.20	5/8"
269PPDOT-8B	1/2"	1/4"	1.26	1.05	5/8"
269PPDOT-8C	1/2"	3/8"	1.26	1.05	5/8"
269PPDOT-8D	1/2"	1/2"	1.25	1.26	5/8"
269PPDOT-10C	5/8"	3/8"	1.25	1.26	5/8"
269PPDOT-10D	5/8"	1/2"	1.34	1.29	11/16"
269PPDOT-12D	3/4"	1/2"	1.32	1.36	15/16"
269PPDOT-12E	3/4"	3/4"	1.32	1.36	15/16"



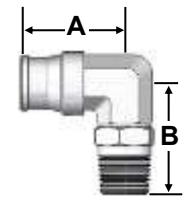
2688PPDOT PRESS-IN CARTRIDGE

PART NUMBER	Tube O.D.	A	B	C
2688PPDOT-2.5	5/32"	.59	.69	.32
2688PPDOT-3	3/16"	.68	.78	.41
2688PPDOT-4	1/4"	.76	.86	.41
2688PPDOT-6	3/8"	.82	.92	.64
2688PPDOT-8	1/2"	.92	1.02	.77



269PPSDOT 90° MALE SWIVEL ELBOW

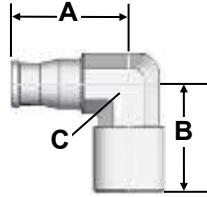
PART NUMBER	Tube O.D.	MPT	A	B	HEX
269PPSDOT-2.5A	5/32"	1/8"	.79	.88	7/16"
269PPSDOT-2.5B	5/32"	1/4"	.79	1.08	9/16"
269PPSDOT-3A	3/16"	1/8"	.88	.92	7/16"
269PPSDOT-4A	1/4"	1/8"	.94	1.09	9/16"
269PPSDOT-4B	1/4"	1/4"	.99	1.09	9/16"
269PPSDOT-4C	1/4"	3/8"	1.02	1.13	11/16"
269PPSDOT-6A	3/8"	1/8"	1.05	1.06	7/16"
269PPSDOT-6B	3/8"	1/4"	1.08	1.14	9/16"
269PPSDOT-6C	3/8"	3/8"	1.10	1.23	11/16"
269PPSDOT-6D	3/8"	1/2"	1.10	1.53	7/8"
269PPSDOT-8B	1/2"	1/4"	1.26	1.26	9/16"
269PPSDOT-8C	1/2"	3/8"	1.26	1.31	11/16"
269PPSDOT-8D	1/2"	1/2"	1.25	1.61	7/8"
269PPSDOT-10C	5/8"	3/8"	1.54	1.41	11/16"
269PPSDOT-10D	5/8"	1/2"	1.54	1.71	7/8"
269PPSDOT-12D	3/4"	1/2"	1.40	2.04	1-1/16"
269PPSDOT-12E	3/4"	3/4"	1.40	1.60	1-1/16"





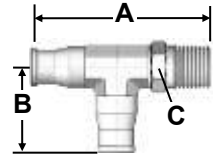
270PPDOT 90° FEMALE ELBOW

PART NUMBER	Tube O.D.	FPT	A	B	C
270PPDOT-4A	1/4"	1/8"	1.02	.83	1.06
270PPDOT-4B	1/4"	1/4"	1.13	1.03	1.31
270PPDOT-4C	1/4"	3/8"	1.27	.99	1.35
270PPDOT-6B	3/8"	1/4"	1.08	.98	1.31
270PPDOT-6C	3/8"	3/8"	1.08	1.05	1.41
269PPDOT-8D	1/2"	1/2"	1.37	1.31	1.70



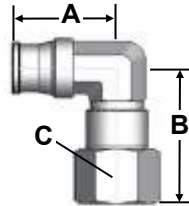
271PPSDOT MALE SWIVEL RUN TEE

PART NUMBER	Tube O.D.	MPT	A	B	C
271PPSDOT-4A	1/4"	1/8"	2.03	1.02	3/8"
271PPSDOT-4B	1/4"	1/4"	2.10	1.02	7/16"
271PPSDOT-6B	3/8"	1/4"	2.19	1.04	1/2"
271PPSDOT-6C	3/8"	3/8"	2.23	1.06	1/2"
271PPSDOT-8C	1/2"	3/8"	2.52	1.24	5/8"
271PPSDOT-8D	1/2"	1/2"	2.82	1.24	5/8"



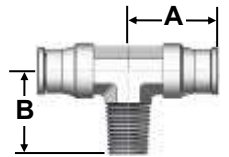
270PPSDOT 90° FEMALE SWIVEL ELBOW

PART NUMBER	Tube O.D.	FPT	A	B	C
270PPSDOT-4A	1/4"	1/8"	.94	1.09	9/16"
270PPSDOT-4B	1/4"	1/4"	.97	1.25	3/4"
270PPSDOT-6B	3/8"	1/4"	1.10	1.48	3/4"



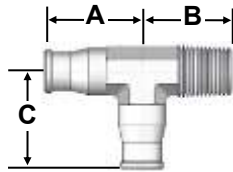
272PPDOT MALE BRANCH TEE

PART NUMBER	Tube O.D.	MPT	A	B
272PPDOT-4A	1/4"	1/8"	1.02	.75
272PPDOT-4B	1/4"	1/4"	1.02	.92
272PPDOT-6A	3/8"	1/8"	1.08	.79
272PPDOT-6B	3/8"	1/4"	1.08	.99
272PPDOT-6C	3/8"	3/8"	1.09	.99
272PPDOT-8B	1/2"	1/4"	1.26	1.07
272PPDOT-8C	1/2"	3/8"	1.26	1.07



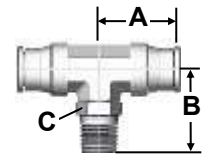
271PPDOT MALE RUN TEE

PART NUMBER	Tube O.D.	MPT	A	B	C
271PPDOT-4A	1/4"	1/8"	1.02	.75	1.02
271PPDOT-4B	1/4"	1/4"	1.02	.92	1.02
271PPDOT-4C	1/4"	3/8"	1.08	.98	1.08
271PPDOT-6B	3/8"	1/4"	1.08	.98	1.08
271PPDOT-6C	3/8"	3/8"	1.08	.98	1.08
271PPDOT-8C	1/2"	3/8"	1.26	1.05	1.26



272PPSDOT MALE SWIVEL BRANCH TEE

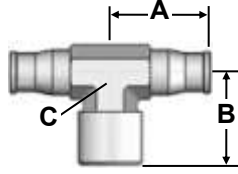
PART NUMBER	Tube O.D.	MPT	A	B	C
272PPSDOT-4A	1/4"	1/8"	1.02	1.04	7/16"
272PPSDOT-4B	1/4"	1/4"	1.01	1.04	9/16"
272PPSDOT-6A	3/8"	1/8"	1.08	1.07	7/16"
272PPSDOT-6B	3/8"	1/4"	1.06	1.17	9/16"
272PPSDOT-6C	3/8"	3/8"	1.08	1.21	11/16"
272PPSDOT-6D	3/8"	1/2"	1.08	1.40	7/8"
272PPSDOT-8B	1/2"	1/4"	1.26	1.28	9/16"
272PPSDOT-8C	1/2"	3/8"	1.26	1.31	11/16"
272PPSDOT-8D	1/2"	1/2"	1.26	1.61	7/8"
272PPSDOT-10D	5/8"	1/2"	1.32	1.74	7/8"





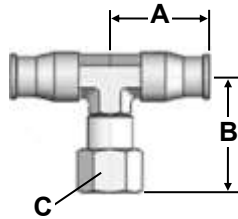
277PPDOT FEMALE BRANCH TEE

PART NUMBER	Tube O.D.	FPT	A	B	C
277PPDOT-4A	1/4"	1/8"	1.02	.82	1/2"
277PPDOT-4B	1/4"	1/4"	1.08	.97	1/2"
277PPDOT-6B	3/8"	1/4"	1.09	.98	1/2"
277PPDOT-6C	3/8"	3/8"	1.40	1.30	11/16"
277PPDOT-8B	1/2"	1/4"	1.26	1.16	5/8"



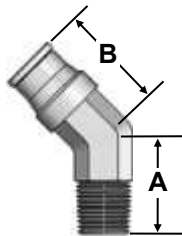
277PPSDOT FEMALE SWIVEL BRANCH TEE

PART NUMBER	Tube O.D.	FPT	A	B	C
277PPSDOT-4A	1/4"	1/8"	1.02	1.13	9/16"
277PPSDOT-4B	1/4"	1/4"	1.02	1.29	3/4"
277PPSDOT-6A	3/8"	1/8"	1.08	1.18	9/16"
277PPSDOT-6C	3/8"	3/8"	1.08	1.16	3/4"



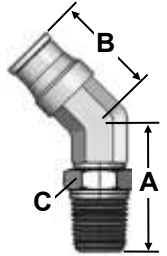
279PPDOT 45° MALE ELBOW

PART NUMBER	Tube O.D.	MPT	A	B
279PPDOT-4A	1/4"	1/8"	.75	.99
279PPDOT-4B	1/4"	1/4"	.89	.99
279PPDOT-6A	3/8"	1/8"	.75	.99
279PPDOT-6B	3/8"	1/4"	.95	1.08
279PPDOT-6C	3/8"	3/8"	.97	1.08
279PPDOT-6D	3/8"	1/2"	1.13	1.15
279PPDOT-8B	1/2"	1/4"	1.00	1.20
279PPDOT-8C	1/2"	3/8"	1.05	1.20
279PPDOT-8D	1/2"	1/2"	1.20	1.20
279PPDOT-10C	5/8"	3/8"	1.17	1.22
279PPDOT-10D	5/8"	1/2"	1.31	1.22
279PPDOT-12D	3/4"	1/2"	1.36	1.18
279PPDOT-12E	3/4"	3/4"	1.36	1.18



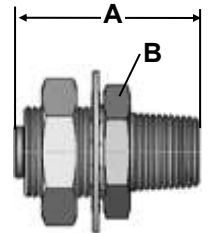
279PPSDOT 45° MALE SWIVEL ELBOW

PART NUMBER	Tube O.D.	MPT	A	B	C
279PPSDOT-4A	1/4"	1/8"	.98	.99	7/16"
279PPSDOT-4B	1/4"	1/4"	1.06	.99	7/16"
279PPSDOT-6A	3/8"	1/8"	1.08	1.06	7/16"
279PPSDOT-6B	3/8"	1/4"	1.13	1.06	9/16"
279PPSDOT-6C	3/8"	3/8"	1.23	1.08	11/16"
279PPSDOT-6D	3/8"	1/2"	1.46	1.22	7/8"
279PPSDOT-8B	1/2"	1/4"	1.22	1.22	9/16"
279PPSDOT-8C	1/2"	3/8"	1.32	1.20	11/16"
279PPSDOT-8D	1/2"	1/2"	1.61	1.20	7/8"
279PPSDOT-10C	5/8"	3/8"	1.38	1.33	11/16"
279PPSDOT-10D	5/8"	1/2"	1.68	1.39	7/8"
279PPSDOT-12E	3/4"	3/4"	2.28	1.40	1-1/16"



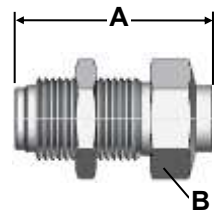
283PPDOT GLADHAND BULKHEAD

PART NUMBER	Tube O.D.	MPT	A	B
283PPDOT-6D	3/8"	1/2"	1.99	1-1/4
283PPDOT-8D	1/2"	1/2"	1.99	1-1/4
283PPDOT-10D	5/8"	1/2"	2.33	1-1/4



286PPDOT FEMALE BULKHEAD UNION

PART NUMBER	Tube O.D.	FPT	A	B
286PPDOT-4A	1/4"	1/8"	1.32	11/16
286PPDOT-4B	1/4"	1/4"	1.56	11/16
286PPDOT-6B	3/8"	1/4"	1.87	15/16
286PPDOT-6C	3/8"	3/8"	1.87	15/16
286PPDOT-8C	1/2"	3/8"	2.04	1-1/8

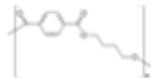




COMPOSITE DOT FITTINGS

CONSTRUCTION

- Polybutylene Terephthalate (PBT)
- Thermoplastic Engineered Polymer
- Brass



APPLICATIONS

- Air Brake Systems



RANGES

- Temperature Range: -40° to 140° F
- Pressure Range: Up to 145 PSI



To Connect Fitting & Tubing:

1. Cut the air brake tubing squarely.
2. Make sure mating ports are free of any debris.
3. Insert the tubing past the O-Ring until the tubing bottoms out against the tube stop.
4. Check your connection by pulling on the tubing to ensure tubing is fully inserted.

To Disconnect Fitting & Tubing:

1. Press and hold the collet against the fitting body.
2. Pull the tubing out of fitting.

Application Details:

Transportation Air Brake Systems, Air Suspensions, Cabin Controls:

Trucks, Trailers, RVs, Buses, Fire Trucks, & Rail.



NOTES

- Fittings meet SAE and DOT FMVSS 571.106
- Non-stock items and special parts are available on a quotation basis.
- Configurations and dimensions are subject to change without notice.

⚠ WARNING: Products offered by Robo-Fit can expose you to chemicals such as lead, a chemical which is known to the State of California to cause cancer, birth defects, or other reproductive harm. For more information go to www.P65Warnings.ca.gov

<p>C259PPDOT Tube Plug</p>	<p>C262PPDOT Union</p>	<p>C262PPBHDOT Bulkhead Union</p>	<p>C264PPDOT Union Tee</p>
<p>C265PPDOT 90° Union</p>	<p>C266PPDOT Female Connector</p>	<p>C268PPDOT Male Connector</p>	<p>C2688PPDOT Plug In Adapter</p>
<p>269PPSDOT 90° Male Swivel Elbow</p>	<p>270PPSDOT Female Swivel Elbow</p>	<p>271PPSDOT Swivel Run Tee</p>	<p>272PPSDOT Swivel Branch Tee</p>
<p>277PPSDOT FM Swivel Branch Tee</p>	<p>279PPSDOT 45° Swivel Elbow</p>	<p>286PPDOT Female Bulkhead</p>	<p>CPIRDOT Standpipe Plug-In Adapter</p>
<p>CPIEDOT-90° 90° Plug-In Adapter</p>	<p>371PTCSP Plug-In Run-Tee Adapter</p>	<p>372PTCSP Plug-In Branch Tee Adapter</p>	

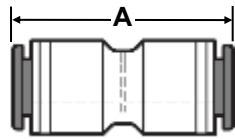
259PPDOT NYLON PLUG

PART NUMBER	Tube O.D.
259PPDOT-2.5	5/32"
259PPDOT-4	1/4"
259PPDOT-6	3/8"
259PPDOT-8	1/2"
259PPDOT-10	5/8"
259PPDOT-12	3/4"



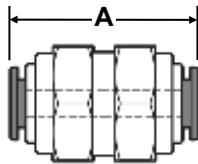
C262PPDOT UNION CONNECTOR

PART NUMBER	Tube O.D.	A
C262PPDOT-2.5	5/32"	32.6
C262PPDOT-4	1/4"	34.6
C262PPDOT-6	3/8"	42.6
C262PPDOT-8	1/2"	44.6
C262PPDOT-10	5/8"	53.4
C262PPDOT-12	3/4"	68.2



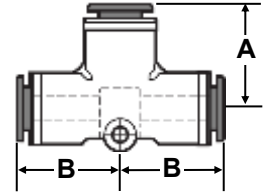
C262PPBHDOT BULKHEAD UNION

PART NUMBER	Tube O.D.	A	HEX	Thread
C262PPBHDOT-2.5	5/32"	32.1	17.46	1/2-20
C262PPBHDOT-4	1/4"	34.1	17.46	9/16-18
C262PPBHDOT-6	3/8"	42.1	25.40	7/8-14
C262PPBHDOT-8	1/2"	44.1	28.57	1-12
C262PPBHDOT-10	5/8"	50.0	33.33	1 1/8-12



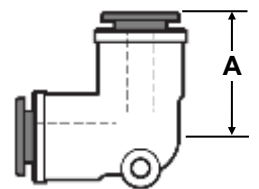
C264PPDOT UNION TEE

PART NUMBER	Tube O.D.	A	B
C264PPDOT-2.5	5/32"	18.3	18.3
C264PPDOT-4	1/4"	20.6	20.6
C264PPDOT-6	3/8"	26.2	26.2
C264PPDOT-664	3/8" x 1/4"	19.3	25.0
C264PPDOT-8	1/2"	28.8	28.8
C264PPDOT-10	5/8"	33.4	33.4



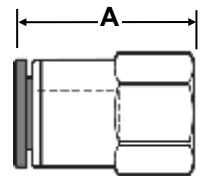
C265PPDOT 90° UNION ELBOW

PART NUMBER	Tube O.D.	A
C265PPDOT-2.5	5/32"	18.3
C265PPDOT-4	1/4"	20.6
C265PPDOT-6	3/8"	26.1
C265PPDOT-8	1/2"	28.9



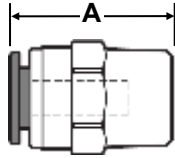
C266PPDOT FEMALE CONNECTOR

PART NUMBER	Tube O.D.	FPT	A	Hex
C266PPDOT-2.5A	5/32"	1/8"	27.0	14.29
C266PPDOT-2.5B	5/32"	1/4"	30.7	17.46
C266PPDOT-4A	1/4"	1/8"	27.5	14.29
C266PPDOT-4B	1/4"	1/4"	31.2	17.46
C266PPDOT-4C	1/4"	3/8"	33.3	22.23
C266PPDOT-6A	3/8"	1/8"	30.8	17.46
C266PPDOT-6B	3/8"	1/4"	34.5	17.46
C266PPDOT-6C	3/8"	3/8"	36.6	22.23
C266PPDOT-6D	3/8"	1/2"	40.6	23.81
C266PPDOT-8A	1/2"	1/8"	31.4	22.23
C266PPDOT-8B	1/2"	1/4"	35.4	22.23
C266PPDOT-8C	1/2"	3/8"	36.4	22.23
C266PPDOT-8D	1/2"	1/2"	40.8	23.80
C266PPDOT-10D	5/8"	1/2"	42.9	25.40



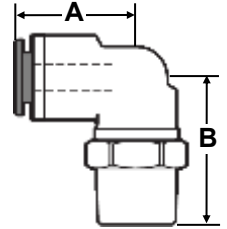
C268PPDOT MALE CONNECTOR

PART NUMBER	Tube O.D.	MPT	A	HEX
C268PPDOT-2.5-1	5/32"	1/16"	21.7	11.11
C268PPDOT-2.5A	5/32"	1/8"	21.7	11.11
C268PPDOT-4A	1/4"	1/8"	22.2	12.70
C268PPDOT-4B	1/4"	1/4"	22.7	14.29
C268PPDOT-4C	1/4"	3/8"	21.7	17.46
C268PPDOT-4D	1/4"	1/2"	26.0	22.23
C268PPDOT-6A	3/8"	1/8"	30.7	17.46
C268PPDOT-6B	3/8"	1/4"	33.2	17.46
C268PPDOT-6C	3/8"	3/8"	28.7	17.46
C268PPDOT-6D	3/8"	1/2"	26.2	22.23
C268PPDOT-8B	1/2"	1/4"	34.2	22.23
C268PPDOT-8C	1/2"	3/8"	32.7	22.23
C268PPDOT-8D	1/2"	1/2"	29.7	22.23
C268PPDOT-10C	5/8"	3/8"	38.6	25.40
C268PPDOT-10D	5/8"	1/2"	37.9	25.40
C268PPDOT-12C	3/4"	3/8"	47.5	30.0
C268PPDOT-12D	3/4"	1/2"	50.5	30.0
C268PPDOT-12E	3/4"	3/4"	52.5	30.0



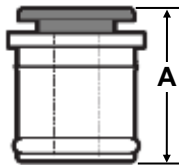
269PPSDOT 90° MALE ELBOW

PART NUMBER	Tube O.D.	MPT	A	B
C269PPSDOT-2.5A	5/32"	1/8"	20.6	23.4
C269PPSDOT-2.5B	5/32"	1/4"	20.6	27.4
C269PPSDOT-4A	1/4"	1/8"	20.6	23.4
C269PPSDOT-4B	1/4"	1/4"	20.6	27.4
C269PPSDOT-4C	1/4"	3/8"	20.6	29.4
C269PPSDOT-4D	1/4"	1/2"	20.6	33.4
C269PPSDOT-6A	3/8"	1/8"	26.2	26.6
C269PPSDOT-6B	3/8"	1/4"	26.2	29.6
C269PPSDOT-6C	3/8"	3/8"	26.2	31.6
C269PPSDOT-6D	3/8"	1/2"	26.2	36.5
C269PPSDOT-8B	1/2"	1/4"	28.8	31.5
C269PPSDOT-8C	1/2"	3/8"	28.8	33.5
C269PPSDOT-8D	1/2"	1/2"	28.8	37.5
C269PPSDOT-8E	1/2"	3/4"	29.0	40.7
C269PPSDOT-10C	5/8"	3/8"	33.4	37.8
C269PPSDOT-10D	5/8"	1/2"	33.4	40.8
C269PPSDOT-10E	5/8"	3/4"	33.4	44.1
C269PPSDOT-12D	3/4"	1/2"	44.1	45.5
C269PPSDOT-12E	3/4"	3/4"	44.1	48.7



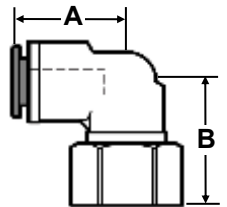
C2688PPDOT PLUG IN

PART NUMBER	Tube O.D.	Cavity	A
C2688PPDOT-4B	1/4"	1/4" SAE	17.9
C2688PPDOT-4D	1/4"	1/2" SAE	17.8
C2688PPDOT-6B	3/8"	1/4" SAE	29.0
C2688PPDOT-6C	3/8"	3/8" SAE	21.5
C2688PPDOT-6D	3/8"	1/2" SAE	21.2
C2688PPDOT-8C	1/2"	3/8" SAE	31.9
C2688PPDOT-8D	1/2"	1/2" SAE	22.4
C2688PPDOT-10D	5/8"	1/2" SAE	35.0



270PPSDOT 90° FEMALE SWIVEL ELBOW

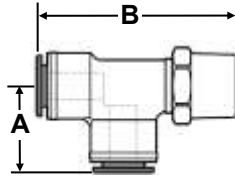
PART NUMBER	Tube O.D.	MPT	A	B
C270PPSDOT-2.5A	5/32"	1/8"	20.6	22.0
C270PPSDOT-2.5B	5/32"	1/4"	20.6	25.5
C270PPSDOT-4A	1/4"	1/8"	20.6	22.0
C270PPSDOT-4B	1/4"	1/4"	20.6	25.5
C270PPSDOT-4C	1/4"	3/8"	20.6	26.0
C270PPSDOT-6A	3/8"	1/8"	26.2	18.8
C270PPSDOT-6B	3/8"	1/4"	26.2	27.7
C270PPSDOT-6C	3/8"	3/8"	26.2	28.2
C270PPSDOT-6D	3/8"	1/2"	26.2	32.2
C270PPSDOT-8B	1/2"	1/4"	28.8	29.6
C270PPSDOT-8C	1/2"	3/8"	28.8	30.1
C270PPSDOT-8D	1/2"	1/2"	28.8	34.1
C270PPSDOT-10D	5/8"	1/2"	33.5	37.5





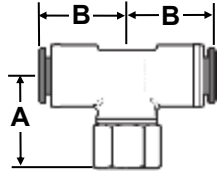
C271PPSDOT MALE SWIVEL RUN TEE

PART NUMBER	Tube O.D.	MPT	A	B	HEX
C271PPSDOT-2.5-1	5/32"	1/16"	20.6	44	14.29
C271PPSDOT-2.5A	5/32"	1/8"	20.6	44	14.29
C271PPSDOT-2.5B	5/32"	1/4"	20.6	48	14.29
C271PPSDOT-446	1/4"x3/8"	1/4"	26.2	55.8	19.00
C271PPSDOT-4A	1/4"	1/8"	20.6	44	14.29
C271PPSDOT-4B	1/4"	1/4"	20.6	48	14.29
C271PPSDOT-4C	1/4"	3/8"	20.6	50	17.46
C271PPSDOT-644	3/8"x1/4"	1/4"	25.7	55.3	19.00
C271PPSDOT-664	3/8"x1/4"	3/8"	25.7	57.7	19.00
C271PPSDOT-6B	3/8"	1/4"	26.2	55.8	19.00
C271PPSDOT-6C	3/8"	3/8"	26.2	57.8	19.00
C271PPSDOT-6D	3/8"	1/2"	26.2	61.8	22.23
C271PPSDOT-866	1/2"x3/8"	3/8"	27.1	58.7	23.80
C271PPSDOT-886	1/2"x3/8"	1/2"	27.1	49.1	22.23
C271PPSDOT-884	1/2"x1/4"	1/2"	26.6	62.2	23.80
C271PPSDOT-8B	1/2"	1/4"	28.8	60.3	19.00
C271PPSDOT-8C	1/2"	3/8"	28.8	62.3	19.00
C271PPSDOT-8D	1/2"	1/2"	28.8	66.3	22.23
C271PPSDOT-10D	5/8"	1/2"	33.5	74.5	23.80



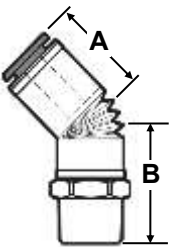
C277PPSDOT FEMALE SWIVEL BRANCH TEE

PART NUMBER	Tube O.D.	FPT	A	B	HEX
C277PPSDOT-4A	1/4"	1/8"	22.0	20.6	14.29
C277PPSDOT-4B	1/4"	1/4"	25.5	20.6	17.46
C277PPSDOT-6A	3/8"	1/8"	19.0	26.0	17.46
C277PPSDOT-6B	3/8"	1/4"	27.7	26.2	17.46
C277PPSDOT-8C	1/2"	3/8"	30.1	28.8	22.23
C277PPSDOT-10B	5/8"	1/4"	25.8	33.4	23.80



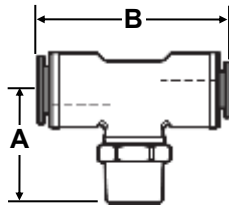
C279PPSDOT 45° MALE ELBOW

PART NUMBER	Tube O.D.	MPT	A	B	HEX
C279PPSDOT-2.5A	5/32"	1/8"	19.0	20.3	14.29
C279PPSDOT-4A	1/4"	1/8"	19.0	20.3	14.29
C279PPSDOT-4B	1/4"	1/4"	19.0	24.3	14.29
C279PPSDOT-4C	1/4"	3/8"	19.0	26.3	17.46
C279PPSDOT-6A	3/8"	1/8"	26.2	26.6	19.00
C279PPSDOT-6B	3/8"	1/4"	26.2	29.6	19.00
C279PPSDOT-6C	3/8"	3/8"	26.2	31.6	19.00
C279PPSDOT-6D	3/8"	1/2"	26.2	35.6	22.23
C279PPSDOT-8A	1/2"	1/8"	28.8	29.5	23.80
C279PPSDOT-8B	1/2"	1/4"	28.8	32.5	23.80
C279PPSDOT-8C	1/2"	3/8"	28.8	33.5	23.80
C279PPSDOT-8D	1/2"	1/2"	28.8	37.5	23.80
C279PPSDOT-10C	5/8"	3/8"	29.6	32.0	23.80
C279PPSDOT-10D	5/8"	1/2"	29.6	35.0	23.80
C279PPSDOT-12D	3/4"	1/2"	39.1	41.9	28.57



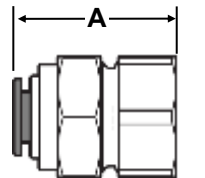
C272PPSDOT MALE SWIVEL RUN TEE

PART NUMBER	Tube O.D.	MPT	A	B	HEX
C272PPSDOT-2.5-1	5/32"	1/16"	23.4	41.2	14.29
C272PPSDOT-2.5A	5/32"	1/8"	23.4	41.2	14.29
C272PPSDOT-2.5B	5/32"	1/4"	27.4	41.2	14.29
C272PPSDOT-4A	1/4"	1/8"	23.4	41.2	14.29
C272PPSDOT-4B	1/4"	1/4"	27.4	41.2	14.29
C272PPSDOT-4C	1/4"	3/8"	29.4	41.2	17.46
C272PPSDOT-6A	3/8"	1/8"	26.6	52.4	19.00
C272PPSDOT-6B	3/8"	1/4"	29.6	52.4	19.00
C272PPSDOT-6C	3/8"	3/8"	31.6	54.4	19.00
C272PPSDOT-6D	3/8"	1/2"	35.6	52.4	22.23
C272PPSDOT-8B	1/2"	1/4"	31.5	57.6	19.00
C272PPSDOT-8C	1/2"	3/8"	33.5	57.6	19.00
C272PPSDOT-8D	1/2"	1/2"	37.5	57.6	22.23
C272PPSDOT-10C	5/8"	3/8"	37.8	66.8	23.80
C272PPSDOT-10D	5/8"	1/2"	40.8	66.8	23.80



C286PPDOT FEMALE BULKHEAD

PART NUMBER	Tube O.D.	FPT	UNF	A
C286PPDOT-5B	5/32"	1/4"	1/2-20	31.0
C286PPDOT-4A	1/4"	1/8"	9/16-18	27.5
C286PPDOT-4B	1/4"	1/4"	9/16-18	32.4
C286PPDOT-6B	3/8"	1/4"	7/8-14	34.5
C286PPDOT-6C	3/8"	3/8"	7/8-14	36.9
C286PPDOT-8C	1/2"	3/8"	1-12	37.1
C286PPDOT-8D	1/2"	1/2"	1-12	41.2





CPIRDOT STANDPIPE PLUG-IN ADAPTER

PART NUMBER	Tube O.D.	STANDPIPE O.D.
CPIRDOT-4C	1/4"	3/8"
CPIRDOT-6B	3/8"	1/4"
CPIRDOT-6D	3/8"	1/2"
CPIRDOT-10D	5/8"	1/2"



Use Example →



CPIEDOT-90° 90° PLUG-IN ADAPTER

PART NUMBER	Tube O.D.	STANDPIPE O.D.
CPIEDOT-90°-4B	1/4"	1/4"
CPIEDOT-90°-4C	1/4"	3/8"
CPIEDOT-90°-6B	3/8"	1/4"
CPIEDOT-90°-6C	3/8"	3/8"
CPIEDOT-90°-6D	3/8"	1/2"
CPIEDOT-90°-8B	1/2"	1/4"
CPIEDOT-90°-8C	1/2"	3/8"
CPIEDOT-90°-8D	1/2"	1/2"
CPIEDOT-90°-10D	5/8"	1/2"
CPIEDOT-90°-1010	5/8"	5/8"



371PTCSP PLUG-IN RUN TEE

PART NUMBER	Tube O.D. (1)	Tube O.D. (2)	STAND-PIPE O.D. (3)
371PTCSP-4-4	1/4"	1/4"	1/4"
371PTCSP-4-6	1/4"	1/4"	3/8"
371PTCSP-6-4	3/8"	3/8"	1/4"
371PTCSP-6-6	3/8"	3/8"	3/8"
371PTCSP-6-4-6	3/8"	1/4"	3/8"
371PTCSP-8-4-8	1/2"	1/4"	1/2"



372PTCSP PLUG-IN BRANCH TEE

PART NUMBER	Tube O.D. (1)	Tube O.D. (2)	STAND-PIPE O.D. (3)
372PTCSP-4-4	1/4"	1/4"	1/4"
372PTCSP-4-6	1/4"	1/4"	3/8"
371PTCSP-6-4	3/8"	3/8"	1/4"
371PTCSP-6-6	3/8"	3/8"	3/8"



Fast & Compact
Impact Resistant
Road Ready Reliable





TRANSMISSION FITTINGS

CONSTRUCTION

- CA360/CA3604 Brass (Straights)
- CA377/CA3604 Brass (Shapes)



APPLICATIONS

- Air Shift Transmissions
- Seat Controls
- Dash Controls



RANGES

- Temperature Range: -40° to 220° F
- Pressure Range: Up to 150 PSI



To Connect Fitting & Tubing:

1. Cut the air brake tubing squarely.
2. Make sure mating ports are free of any debris.
3. Insert the tubing into the compression end of the fitting until it bottoms out against the tube stop.
4. Tighten the nut 1 1/2 turns past finger tight.
5. Check your connection by pulling on the tubing to ensure tubing is fully inserted.



Application Details:

For use with SAE J844 type A nylon tubing in air transmission applications.

Trucks, Trailers, RVs, Buses, Fire Trucks, & Rail.



NOTES

- Fittings meet SAE and DOT Requirements
- Non-stock items and special parts are available on a quotation basis.
- Configurations and dimensions are subject to change without notice.

⚠ WARNING: Products offered by Robo-Fit can expose you to chemicals such as lead, a chemical which is known to the State of California to cause cancer, birth defects, or other reproductive harm. For more information go to www.P65Warnings.ca.gov

280
Compression Sleeve



281
Compression Nut



282
Male Connector



283
Union



284
90° Male Elbow



280 TRANSMISSION SLEEVE

PART NUMBER	Tube
280-2	1/8"
280-2.5	5/32"



283 TRANSMISSION UNION

PART NUMBER	Tube
283-2	1/8"
283-2.5	5/32"



281 TRANSMISSION NUT

PART NUMBER	Tube	Hex
281-2	1/8"	.374"
281-2.5	5/32"	.374"



284 90° TRANSMISSION MALE ELBOW

PART NUMBER	Tube	MPT
284-2-1	1/8"	1/16"
284-2A	1/8"	1/8"
284-2.5-1	5/32"	1/16"
284-2.5A	5/32"	1/8"



282 TRANSMISSION MALE CONNECTOR

PART NUMBER	Tube	MPT
282-2-1	1/8"	1/16"
282-2A	1/8"	1/8"
282-2.5-1	5/32"	1/16"
282-2.5A	5/32"	1/8"



CONNECTING LIKE FAMILY



NYLON AIR BRAKE TUBING



CONSTRUCTION

- Type A** tubing consists of a single wall extrusion of pelletized homopolymer or copolymer of polyamide containing additives that provide heat and light resistance.
- Type B** tubing consists of a core extrusion with one or two layers of pelletized polyamide containing additives that provide heat resistance. The core is fiber reinforced using a spiral filament applied in each direction and sheathed with a protective layer of chemical resistant homopolymer or copolymer of polyamide containing additives for heat and light resistance. The cover is fusion bonded to the core tube through the interstices of the spiral yarn reinforcement. The core tube and cover are of contrasting colors.

APPLICATIONS

•NAB150-Series polyamide tubing is for use in air brake systems. Non-reinforced tubing is designated Type A and reinforced tubing Type B. This tubing is intended for brake system connections that maintain a basically fixed relationship between couplings during vehicle operation.

Air Tanks: Stores Air for Braking, Suspension, Sliders, etc.

Air Brake Systems: Chassis (Provide Stopping Power for Truck/Trailer)

Air Brake Systems: Brake Chamber (Provide Stopping Power for Truck/Trailer)

Tire Inflation Systems: Keeps Tires at Optimal Pressure

Air Ride Systems: Provides Air Suspension in Seat, Cab, and Vehicle



RANGES

- 150 psig maximum (1030 KPa)
- 40°F to +200°F (-40°C to +93°C)





Part No.:	Nominal O.D. (In)	Outside Dia. (In)	Inside Dia. (In)	Wall Thickness (In)	Min. Burst Pressure @ 73°F	Min. Bend Radius (In)	Max Stiffness (lbs)
NAB150-2A	1/8"	.128/.122	0.079	.026/.020	1000	0.37	1
NAB150-2.5A	5/32"	.153/.159	0.092	.029/.035	1200	0.5	1
NAB150-3A	3/16"	.185/.191	0.118	.032/.038	1200	0.75	1
NAB150-4A	1/4"	.253/.247	0.17	.043/.037	1200	1	2
NAB150-5A	5/16"	.316/.308	0.232	.044/.036	1000	1.25	6
NAB150-6B	3/8"	.379/.371	0.251	.066/.058	1400	1.5	8
NAB150-8B	1/2"	.505/.495	0.376	.066/.058	950	2	20
NAB150-10B	5/8"	.630/.620	0.441	.097/.087	900	2.5	50
NAB150-12B	3/4"	.755/.745	0.566	.097/.087	800	3	80

COLOR	CODE
BLACK	BK
BLUE	BL
BROWN	BR
GREEN	GR
ORANGE	OR
PURPLE	PR
RED	RD
SILVER	SL
TAN	TN
YELLOW	YL
WHITE	WT

Robo-Fit Example Part No.:	NAB150-6B-500-BK
Product Description:	Nylon Air Brake Tubing, 3/8", Black, Type B, 500' Reel



*Note that 1/8", 3/16", and 5/16" are Non DOT Sizes

⚠ WARNING: This product can expose you to chemicals including **Nickel and Nickel Compounds** which is known to the State of California to cause cancer. For more information go to www.P65Warnings.ca.gov



**EXTRUDED
IN USA**



AIR BRAKE HOSE ENDS

CONSTRUCTION

• CA360 Brass



APPLICATIONS

• Air Brake Systems



• Temperature Range: -40° to 200° F.

RANGES

• Pressure Range: Up to 150 PSI



Application Details:



Transportation Air Brake Systems.

Use with J1402 Air Brake Hose



Assembly Instructions




1. Slide the nut/spring guard over the J1402 air brake hose.
2. Slide the sleeve over the hose, making sure the tapered edge of the sleeve is facing the fitting body (shown below).
3. Push the hose over the fitting body until the hose bottoms out.
4. Tighten the nut until there is contact with the fitting body's hex. Completed assembly shown below.



NOTES

- Fittings meet SAE and DOT FMVSS 571.106
- Non-stock items and special parts are available on a quotation basis.
- Configurations and dimensions are subject to change without notice.

⚠ WARNING: Products offered by Robo-Fit can expose you to chemicals such as lead, a chemical which is known to the State of California to cause cancer, birth defects, or other reproductive harm. For more information go to www.P65Warnings.ca.gov

<p>360A Hose Sleeve</p> 	<p>361A Hose Nut</p> 	<p>361AG Spring Guard Nut</p> 
<p>362A Union Hose Splicer</p> 	<p>366A Female Hose Swivel Connector</p> 	<p>368A Male Hose Connector</p> 
<p>370A Hose Nut w/ Spring Guard</p> 	<p>371AS Hose Spring Guard</p> 	<p>378A</p> 
<p>388A Hose Adapter</p> 		

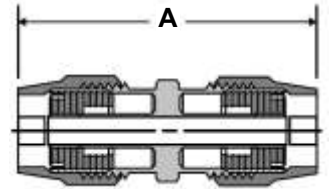
360A HOSE SLEEVE

PART NUMBER	HOSE	A
360A-6	3/8"	.69
360A-8	1/2"	.69



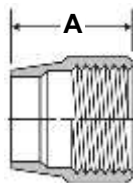
362A UNION HOSE SPLICER

PART NUMBER	HOSE	A
362A-6	3/8"	2.95
362A-8	1/2"	2.96



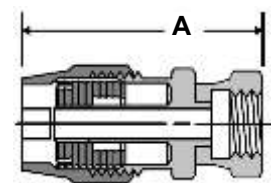
361A HOSE NUT

PART NUMBER	HOSE	A	HEX
361A-6	3/8"	1.18	13/16"
361A-8	1/2"	1.125	1-1/4"



366A FEMALE SWIVEL HOSE CONNECTOR

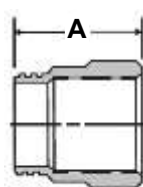
PART NUMBER	HOSE	THD	A
366A-6C	3/8"	3/4-20	2.30
366A-8D	1/2"	7/8-20	2.36



**Use w/ 388A Series*

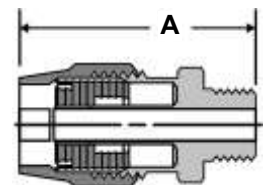
361AG SPRING GUARD NUT

PART NUMBER	HOSE	A	HEX
361AG-6	3/8"	1.22	1-1/16"
361AG-8	1/2"	1.19	1-1/4"



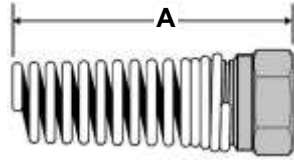
368A MALE HOSE CONNECTOR

PART NUMBER	HOSE	MPT	A	HEX
368A-6B	3/8"	1/4"	2.25	1"
368A-6C	3/8"	3/8"	2.38	1"
368A-6D	3/8"	1/2"	2.44	1"
368A-8C	1/2"	3/8"	2.24	1-1/8"
368A-8D	1/2"	1/2"	2.40	1-1/8"



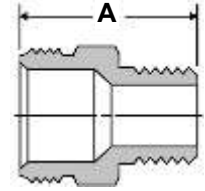
371A HOSE NUT WITH SPRING GUARD

PART NUMBER	HOSE	A	HEX
371A-6	3/8"	3.50	13/16"
371A-8	1/2"	3.75	1-1/4"



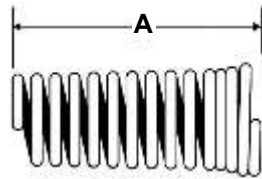
388A HOSE ADAPTER

PART NUMBER	STRAIGHT THREAD	MPT	A	HEX
388A-12B	3/4-20	1/4"	1.06	3/4"
388A-12C	3/4-20	3/8"	1.12	3/4"
388A-14C	7/8-20	3/8"	1.19	7/8"
388A-14D	7/8-20	1/2"	1.38	7/8"



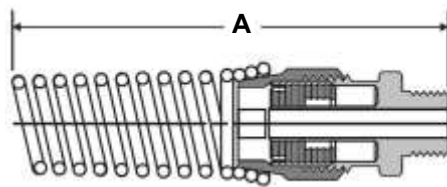
371AS HOSE SPRING GUARD

PART NUMBER	HOSE	A
371AS-6	3/8"	2.75
371AS-8	1/2"	3.00



378A HOSE CONNECTOR W/ SPRING GUARD

PART NUMBER	HOSE	MPT	A	HEX
378A-6B	3/8"	1/4"	4.75	1"
378A-6C	3/8"	3/8"	4.75	1"
378A-6D	3/8"	1/2"	4.88	1"
378A-8C	1/2"	3/8"	5.12	1-1/8"
378A-8D	1/2"	1/2"	4.88	1-1/8"



AIR BRAKE 10 mm (3/8") SAE J1402A DOT KX MADE IN USA



CONSTRUCTION

- Tube: EPDM, ARPM - Class C
- Cover: EPDM, ARPM - Class C

APPLICATIONS



- Air Brake Systems
- D.O.T. FMVSS 106 SAE J1402, TYPE A
- Meets All of the Industry Standards

RANGES

- Temperature Range: -40° to 200° F.
- Pressure Range: Min Burst 900 psi





REINFORCEMENT: 4-Spiral Polyester Yarn

- Minimum Burst Exceeds 900 psi
- More Flexible than Braid Reinforced Hose
- Easier to Route Assemblies
- Easier to Coil and Handle
- Maintains its Flexibility
- Kink Resistant



Assembly Instructions

1. Slide the nut/spring guard over the J1402 air brake hose.
2. Slide the sleeve over the hose, making sure the tapered edge of the sleeve is facing the fitting body (shown below).
3. Push the hose over the fitting body until the hose bottoms out.
4. Tighten the nut until there is contact with the fitting body's hex. Completed assembly shown below.






PART NUMBER	Nominal I.D.	Nominal O.D.	Min Bend Radius	Reinforcement Spirals	Lb/ft
J1402-HR-6-250	3/8"	.75"	2.25"	4	.17
J1402-HR-6-500	3/8"	.75"	2.25"	4	.17
J1402-HR-8-250	1/2"	.88"	3.00"	4	.20
J1402-HR-8-500	1/2"	.88"	3.00"	4	.20

⚠ WARNING: Products offered by Robo-Fit can expose you to chemicals such as lead, a chemical which is known to the State of California to cause cancer, birth defects, or other reproductive harm. For more information go to www.P65Warnings.ca.gov





DRAIN & TRUCK VALVES

CONSTRUCTION	<ul style="list-style-type: none"> • CA360 Brass • CA377 Brass 
APPLICATIONS	<ul style="list-style-type: none"> • In Line Shut Off • Air Drain • Drain Valves 
RANGES	<ul style="list-style-type: none"> • Maximum Pressure : 30 PSIG • Maximum Pressure: 150 PSI • Temperature: -20° F to +250° F 

	FEATURES/BENEFITS <ul style="list-style-type: none"> • Forged Brass Body • Plug Style Valve • Economical Tight Shut Off • Made in USA 
---	--

NOTES

- Parts that include “PBF” are supplied as low lead compliant. 
- Part numbers without the “PBF” distinction are NOT lead free compliant.
- Non-stock items and special parts are available on a quotation basis.
- Configurations and dimensions are subject to change without notice.



⚠ WARNING: Products offered by Robo-Fit can expose you to chemicals such as lead, a chemical which is known to the State of California to cause cancer, birth defects, or other reproductive harm. For more information go to www.P65Warnings.ca.gov

247V MPT INTERNAL SEAT DRAIN VALVE

PART NUMBER	MPT
247V-J	1/8"
247V-L	1/4"
247V-N	3/8"
247V-P	1/2"



H35C SPRING BOTTOM DRAIN VALVE

PART NUMBER	MPT	P.S.I.G.
H35C-J	1/8"	150
H35C-L	1/4"	150

**Valve Shown in "Open" Position*

**Rated 150 P.S.I.G.*



30C SPRING BOTTOM DRAIN VALVE

PART NUMBER	MPT	P.S.I.G.
30C-J	1/8"	30
30C-L	1/4"	30
30C-N	3/8"	30
30C-P	1/2"	30



**Valve Shown in "Closed" Position*

**Rated 30 P.S.I.G.*

38D MACHINED DRAIN COCK

PART NUMBER	MPT	FLOW DIA.
38D-DCR	1/4"	.156

**Temperature Range:*

-30° to +250°F

**Rated 150 P.S.I.G.*



31C SPRING BOTTOM DRAIN VALVE

PART NUMBER	MPT	P.S.I.G.
31C-J	1/8"	30
31C-L	1/4"	30
31C-N	3/8"	30
31C-P	1/2"	30



**Valve Shown in "Open" Position*

**Rated 30 P.S.I.G.*

201DH 90° BEADED DRAIN COCK

PART NUMBER	HOSE BIBB	MPT
201DH	3/8"	1/4"



H30C SPRING BOTTOM DRAIN VALVE

PART NUMBER	MPT	P.S.I.G.
H30C-J	1/8"	150
H30C-L	1/4"	150



**Valve Shown in "Open" Position*

**Rated 150 P.S.I.G.*

320D EXTERNAL SEAT DRAIN COCK

PART NUMBER	MPT
320D	1/8"
321D	1/4"
322D	3/8"





421D EXTENSION EXTERNAL SEAT DRAIN

PART NUMBER	MPT
421D	1/4"



90V FPT X MPT RISING STEM VALVE

PART NUMBER	SIDE PORT	BOTTOM PORT	HANDLE
90V-N	3/8" FPT	3/8" MPT	ROUND
900V-N	3/8" FPT	3/8" MPT	ROUND
90V-NP	3/8" FPT	1/2" MPT	ROUND
900V-P	1/2" FPT	1/2" MPT	ROUND



97V HOSE TO MPT RISING STEM VALVE

PART NUMBER	SIDE PORT	BOTTOM PORT	HANDLE
P97V-6N	3/8" MLT HOSE	3/8" MPT	PIN
97V-6N	3/8" MLT HOSE	3/8" MPT	ROUND
97V-6N1	3/8" BIB HOSE	3/8" MPT	ROUND
P97V-10N	5/8" BIB HOSE	3/8" MPT	PIN
97V-10N	5/8" BIB HOSE	3/8" MPT	ROUND
97V-10P	5/8" BIB HOSE	1/2" MPT	ROUND
907V-10P	5/8" BIB HOSE	1/2" MPT	ROUND
907V-12N	3/4" BIB HOSE	3/8" MPT	ROUND
907V-12P	3/4" BIB HOSE	1/2" MPT	ROUND



**Pin Handle*



**Round Handle*



**Beaded Hose Barb*



**Beaded Hose Barb*

95V FLARE X MPT RISING STEM VALVE

PART NUMBER	SIDE PORT	BOTTOM PORT	HANDLE
95V-6N	3/8" FLARE	3/8" MPT	ROUND
P95V-6N	3/8" FLARE	3/8" MPT	PIN
95V-10P	5/8" FLARE	1/2" MPT	ROUND
905V-10P	5/8" FLARE	1/2" MPT	ROUND
95V-P10	1/2" MPT	5/8" FLARE	ROUND



**Flare x MPT*



**MPT x Flare*

**Maximum Pressure:*

200 P.S.I.G.

**Temperature Rating:*

-20° to +250° F



MADE IN USA



SELECTOR VALVES

CONSTRUCTION	• CA377 Brass	
APPLICATIONS	<ul style="list-style-type: none"> • Operation in gasoline, oil, air, water and detergent systems. • Fuel Switching/Tank Selection 	
RANGES	<ul style="list-style-type: none"> • Maximum Pressure: 30 PSIG on 100/200 • Maximum Pressure: 15 PSIG on SK1036 Temperature: -40°F to +180° F	



3 & 4-WAY SELECTOR VALVES

The 100 & 200 Series Non-Lubricated Plug Valves are designed to operate in systems where instantaneous port selection is desired. Since lubricants are not used, re-lubrication is not required. There is no lubricant to freeze and lock the valve or to contaminate fine fluids. The o-ring sealed cap and stem eliminate leakage to the atmosphere. The mating

100 SERIES is standard with a pointer lever to indicate the desired porting selection and can be rotated 360°. A number of special body porting patterns, flow combinations, “Click” or “Click-Stop” arrangements and special stem lengths are available. Designed for panel or bracket mounting.

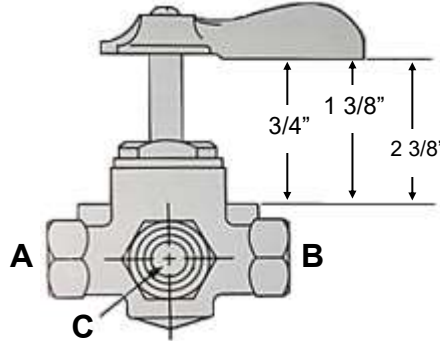
200 SERIES is standard with a pointer lever and an audible “Click Mechanism.” This arrangement assures proper porting selection by sound or touch without looking at the valve. This construction is highly desirable when the operator’s visual attention cannot be distracted or for remote valve locations. The valve rotates 360° with “Click” intervals spaced every 90°. Designed for panel or bracket mounting.

Fluid Port Size	Diameter
1/8" & 1/4"	9/32" (.281)
3/8"	5/16" (.312)

WARNING: Products offered by Robo-Fit can expose you to chemicals such as lead, a chemical which is known to the State of California to cause cancer, birth defects, or other reproductive harm. For more information go to www.P65Warnings.ca.gov

THREE-WAY SELECTOR VALVES (SIDE OUTLET)

PART NUMBER	Port Size	Click Stop	# of Ports	Stem Length
210C-J	1/8" FPT	YES	3	1 3/8"
110C-L	1/4" FPT	NO	3	1 3/8"
210C-L	1/4" FPT	YES	3	1 3/8"
210C-LS	1/4" FPT	YES	3	3/4"
210C-LM	1/4" FPT	YES	3	2 3/8"
110C-N	3/8" FPT	NO	3	1 3/8"
210C-N	3/8" FPT	YES	3	1 3/8"

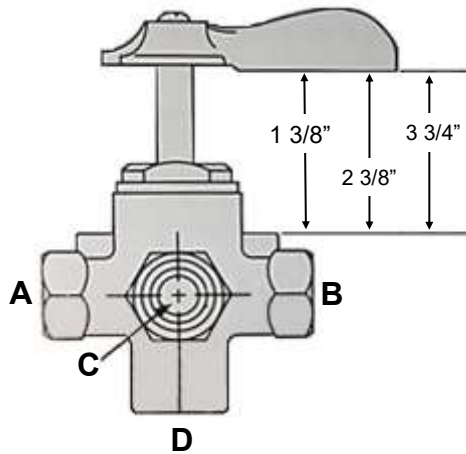


OPENINGS:

- Handle Pointer Over A: Valve Open A-C
- Handle Pointer Over C: Valve Open B-C
- Handle Pointer Over B: Valve "OFF"
- Handle Pointer Over Bracket: Valve "OFF"

FOUR-WAY SELECTOR VALVES

PART NUMBER	Port Size	Click Stop	# of Ports	Stem Length
100C-L	1/4" FPT	NO	4	1 3/8"
200C-L	1/4" FPT	YES	4	1 3/8"
100C-N	3/8" FPT	NO	4	1 3/8"
200C-N	3/8" FPT	YES	4	1 3/8"
205C-L	1/4" FPT	YES	4	2 3/8"
205C-N	3/8" FPT	YES	4	2 3/8"
215C-L	1/4" FPT	YES	4	3 3/4"
115C-N	3/8" FPT	NO	4	3 3/4"
215C-N	3/8" FPT	YES	4	3 3/4"




OPENINGS:

- Handle Pointer Over A: Valve Open A-D
- Handle Pointer Over C: Valve Open C-D
- Handle Pointer Over B: Valve Open B-D
- Handle Pointer Over Bracket: Valve "OFF"

SIX PORT VALVES

PART NUMBER	FEMALE PIPE THREAD	FEMALE PIPE THREAD	LENGTH OF STEM	TYPE
SK-1031	1/2"	3/8"	5/16"	1
SK-1036	1/2"	3/8"	13/16"	1
SP-2381-CM	1/2"	3/8"	5/16"	2
SP-2483-CM	1/2"	3/8"	5/16"	3
SP-2486-CM	1/2"	3/8"	13/16"	3

“Designed primarily for diesel engine applications where a fuel return or spill back is required. These valves are widely used in the trucking and marine industry and by manufacturers of diesel generating plants.”



TYPE 1	TYPE 2	TYPE 3
Maximum Handle Travel 180°	Maximum Handle Travel 90°	Maximum Handle Travel 90°
Mounting Pads for Bolt Mounting	Mounting Pads for Bolt Mounting	Mounting Pads for Bolt Mounting
OPENINGS	OPENINGS	OPENINGS
Handle Pointer Over 2: (All Ports Closed)	Handle Pointer Over 3: (Open: 1-3 & 4-6, Closed 2 & 5)	Handle Pointer Over 1: (Open: 1-3 & 4-6, Closed 2 & 5)
Handle Pointer Over 3: (Open: 1-3 & 4-6, Closed 2 & 5)	Handle Pointer Over 2: (Open: 2-3 & 5-6, Closed 1 & 4)	Handle Pointer Over 3: (Open: 2-3 & 5-6, Closed 1 & 4)
Handle Pointer Over 1: (Open: 2-3 & 5-6, Closed 1 & 4)		





PANEL MOUNT BALL VALVES

CONSTRUCTION

• CA360 Brass



APPLICATIONS

• Air Brake Systems



RANGES

• Temperature Range:
 -40°F to 300°F
 -40°C to +93°C
 • Pressure Range:
 1500psig



FEATURES/BENEFITS

- Bar-Stock Brass Body
- Double O-Ring Stem Seal
- 20,000 Leak Free Cycles
- Blow Out Proof Stem
- Metal Retainer Seal
- Guaranteed Quality

NOTES

- Parts that include “PBF” are supplied as low lead compliant.
- Part numbers without the “PBF” distinction are NOT lead free compliant.
- Non-stock items and special parts are available on a quotation basis.
- Configurations and dimensions are subject to change without notice.

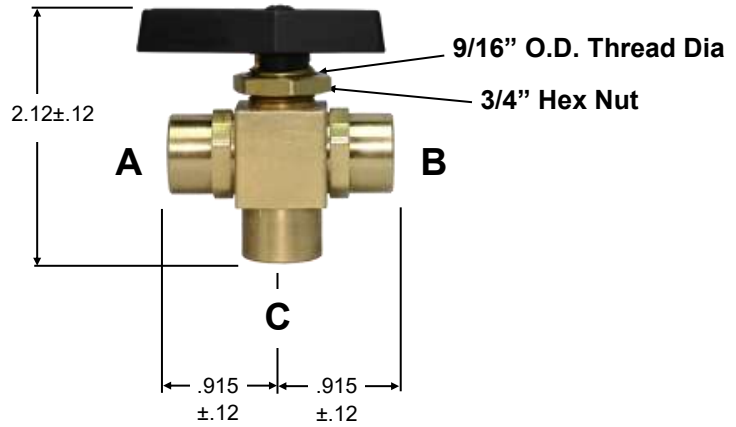


⚠ WARNING: Products offered by Robo-Fit can expose you to chemicals such as lead, a chemical which is known to the State of California to cause cancer, birth defects, or other reproductive harm. For more information go to www.P65Warnings.ca.gov

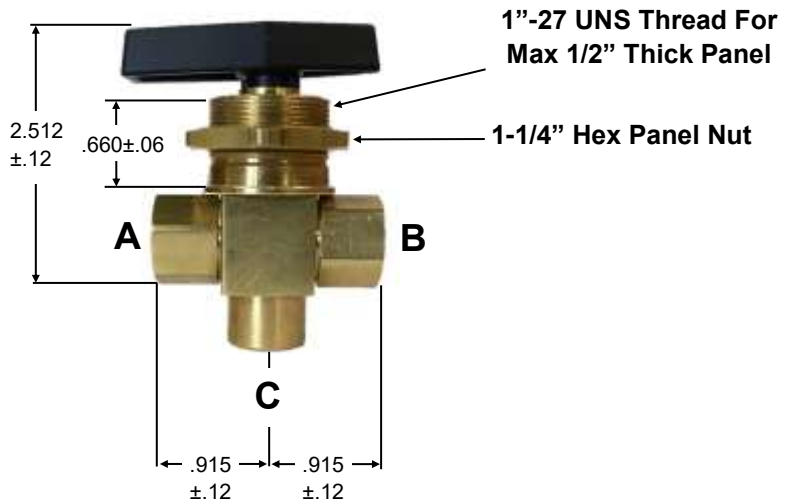
3222BV SERIES 3-WAY BALL VALVES, FPT x FPT x FPT

PART NUMBER	PORT A	PORT B	PORT C	CV	ORIFICE DIA.
3222BV-LLXL	1/4" FPT	1/4" FPT	1/4" FPT	1.57	0.250

**Valves to Read: Left, Right, Middle*



PART NUMBER	PORT A	PORT B	PORT C	CV	ORIFICE DIA.
3222BV-LLXL-8	1/4" FPT	1/4" FPT	1/4" FPT	1.57	0.250





INDUSTRIAL BALL VALVES

CONSTRUCTION

- CA360 Brass
- CA377 Brass



APPLICATIONS

- Fuel Tank Shut-Off
- Coolant Stop
- Diverter Valves
- Hydraulic or Pneumatic



RANGES

- Pressure, Varies Per Valve Configuration & Flow Pattern
- Temperature Range -40° to 300° F



FEATURES/BENEFITS

- Forged Brass Body
- Double O-Ring Stem Seal
- Stem Seal Never Needs Tightening
- Tested at 20,000 Leak Free Cycles
- Blow Out Proof Stem Design

NOTES

- Parts that include “PBF” are supplied as low lead compliant.
- Part numbers without the “PBF” distinction are NOT lead free compliant.
- Non-stock items and special parts are available on a quotation basis.
- Configurations and dimensions are subject to change without notice.



Double o-ring protection provides over 20,000 cycles without leakage!

The exclusive stem seal design that never needs tightening!



WARNING: Products offered by Robo-Fit can expose you to chemicals such as lead, a chemical which is known to the State of California to cause cancer, birth defects, or other reproductive harm. For more information go to www.P65Warnings.ca.gov

160BV MALE TO FEMALE BALL VALVE

PART NUMBER	MPT x FPT	CV
160BV-L	1/4"	8.0
160BV-N	3/8"	9.8
160BV-P	1/2"	9.8
160BV-R	3/4"	25
160BV-S	1"	35



Pressure Rating:

600 P.S.I. WOG

150 P.S.I. Saturated Steam On-Off Service

162BV FEMALE BALL VALVE

PART NUMBER	FPT	CV
162BV-L	1/4"	8.0
162BV-N	3/8"	9.8
162BV-P	1/2"	9.8
162BV-R	3/4"	25
162BV-S	1"	35



Pressure Rating:

600 P.S.I. WOG

150 P.S.I. Saturated Steam On-Off Service

120BV 3-WAY FEMALE BALL VALVE

PART NUMBER	FPT	CV
120BV-L	1/4"	5.2
120BV-N	3/8"	5.5
120BV-P	1/2"	5.5



Pressure Rating:

Bottom Port as Inlet: 500 P.S.I.

Side Port as Inlet: 100 P.S.I.

190BV 2-WAY 90° BALL VALVE

PART NUMBER	FPT	MPT	CV
190BV-L	1/4"	1/4"	5.2
190BV-N	3/8"	3/8"	5.5
190BV-P	1/2"	1/2"	5.5



Pressure Rating:

Bottom Port as Inlet: 600 P.S.I.

Side Port as Inlet: 100 P.S.I.

162BV-E ECONOMY FEMALE BALL VALVE

PART NUMBER	FPT	FPT	WOG
162BV-L-E	1/4"	1/4"	600
162BV-N-E	3/8"	3/8"	600
162BV-P-E	1/2"	1/2"	600
162BV-R-E	3/4"	3/4"	600



Pressure Rating:

600 P.S.I. WOG

150 P.S.I. Saturated Steam On-Off Service

Handle Color Variations Available Upon Request, Yellow is Standard

180BV FEMALE 3-WAY SIDE MOUNTED BALL VALVE

PART NUMBER	FPT	FPT	FPT	WOG
180BV-L-E	1/4"	1/4"	1/4"	400



Pressure Rating:

400 P.S.I. WOG (All Ports)





Forged & Compact
Smooth Handle Operation
Road Ready Reliable

⚠ WARNING: Products offered by Robo-Fit can expose you to chemicals such as lead, a chemical which is known to the State of California to cause cancer, birth defects, or other reproductive harm. For more information go to www.P65Warnings.ca.gov



CHECK VALVES


CONSTRUCTION	•CA360 Brass	
APPLICATIONS	•Unidirectional Flow Applications	
RANGES	•Maximum Pressure : 1000 PSIG •Temperature: -40° F to +300° F (Standard) -40° F to +400° F (Special)	

	FEATURES/BENEFITS
	<ul style="list-style-type: none"> •Self Centering Seal Design •O-Ring Soft Seat / Metal Back Up Seat •Zero Leakage •1/3 PSI Cracking Pressure Standard •Optional Cracking Pressures Available •Made in USA  •Guaranteed Quality

NOTES

- Parts that include “PBF” are supplied as low lead compliant.
- Part numbers without the “PBF” distinction are NOT lead free compliant.
- Non-stock items and special parts are available on a quotation basis.
- Configurations and dimensions are subject to change without notice.



 **WARNING:** Products offered by Robo-Fit can expose you to chemicals such as lead, a chemical which is known to the State of California to cause cancer, birth defects, or other reproductive harm. For more information go to www.P65Warnings.ca.gov




Quality Matters!
Our check valves are proudly
Made in America.




741CV MPTF x MPTF

PART NUMBER	MPT	OAL
741CV-J	1/8"	1.20 ± .03



750CV2 FPT x MPT

PART NUMBER	FPT	MPT
750CV2-JXJ	1/8"	1/8"
750CV2-LXL	1/4"	1/4"
750CV2-NXN	3/8"	3/8"
750CV2-PXP	1/2"	1/2"



745CV FLARE x MPTF

PART NUMBER	FLARE	MPTF
745CV-4J	1/4"	1/8"
745CV-J4	1/8"	1/4"



751CV MPT x MPT

PART NUMBER	FPT	FPT
751CV-JXJ	1/8"	1/8"
751CV-LXL	1/4"	1/4"
751CV-NXN	3/8"	3/8"
751CV-PXP	1/2"	1/2"



750CV1 MPT x FPT

PART NUMBER	MPT	FPT
750CV1-JXJ	1/8"	1/8"
750CV1-LXL	1/4"	1/4"
750CV1-NXN	3/8"	3/8"
750CV1-PXP	1/2"	1/2"



752CV FPT x FPT

PART NUMBER	MPT	MPT
752CV-JXJ	1/8"	1/8"
752CV-LXL	1/4"	1/4"
752CV-NXN	3/8"	3/8"
752CV-PXP	1/2"	1/2"



750CV Series Flow Direction:

*750CV1: Flows From Male to Female Thread





*750CV2: Flows From Female to Male Thread



MADE IN USA



SOLID BOTTOM SHUT-OFF VALVES

CONSTRUCTION	• CA377 Brass	
APPLICATIONS	<ul style="list-style-type: none"> • In Line Shut-Off • Air Lines • Water Lines • Drain Valves 	
RANGES	<ul style="list-style-type: none"> • Maximum Pressure : 30 PSIG • Temperature: -20° F to +250° F 	 

FEATURES/BENEFITS

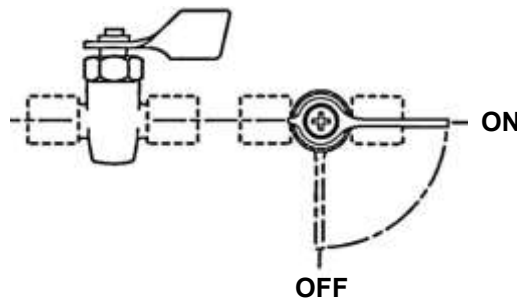
- Forged Brass Body
- Plug Style Valve
- UL Approved for Marine Usage



- Made in USA




THE M670 SERIES Marine Fuel Valve is approved for use on Motor Craft Fuel Lines and is standard with a pointer lever and an internal 90° turn stop mechanism to assure positive location of the Off and On positions. Corrosion proofed internal construction assures maximum salt atmosphere protection. Port hole is 1/4" (.250) diameter.



MARINE
UL LISTED

90° Stop — O-Ring Sealed Solid Bottom

NOTES

- Parts that include "PBF" are supplied as low lead compliant. 
- Part numbers without the "PBF" distinction are NOT lead free complaint.
- Non-stock items and special parts are available on a quotation basis.
- Configurations and dimensions are subject to change without notice.



MADE IN USA

M670C FPT x MPT

PART NUMBER	FPT	MPT
M670C-J	1/8"	1/8"
M670C-L	1/4"	1/4"
M670C-N	3/8"	3/8"



M675C FLARE x MPT

PART NUMBER	O.D. TUBE	MPT
M675C-4J	1/4"	1/8"
M675C-4L	1/4"	1/4"
M675C-5J	5/16"	1/8"
M675C-5L	5/16"	1/4"
M675C-6L	3/8"	1/4"
M675C-6N	3/8"	3/8"



M671C MPT x MPT

PART NUMBER	MPT	MPT
M671C-J	1/8"	1/8"
M671C-L	1/4"	1/4"
M671C-N	3/8"	3/8"



M676C FLARE x FLARE

PART NUMBER	O.D. FLARE	O.D. FLARE
M676C-4	1/4"	1/4"
M676C-5	5/16"	5/16"
M676C-6	3/8"	3/8"
M676C-8	1/2"	1/2"



M672C FPT x FPT

PART NUMBER	FPT	FPT
M672C-J	1/8"	1/8"
M672C-L	1/4"	1/4"
M672C-N	3/8"	3/8"



M677C HOSE BARB x MPT



PART NUMBER	HOSE I.D.	MPT
M677C-5L	5/16"	1/4"
M677C-6L	3/8"	1/4"




MADE IN USA



NEEDLE VALVES

CONSTRUCTION	<ul style="list-style-type: none"> • CA360 Brass • CA377 Brass 
APPLICATIONS	<ul style="list-style-type: none"> • In Line Shut Off • Air Drain • Use with copper, aluminum, plastic tubing as applicable
RANGES	<ul style="list-style-type: none"> • Maximum Pressure: 150 PSI • Temperature: -20° F to +175° F 



NOTES

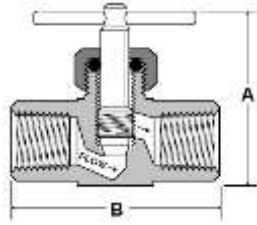
- Parts that include “PBF” are supplied as low lead compliant.
- Part numbers without the “PBF” distinction are NOT lead free complaint.
- Non-stock items and special parts are available on a quotation basis.
- Configurations and dimensions are subject to change without notice.



⚠ WARNING: Products offered by Robo-Fit can expose you to chemicals such as lead, a chemical which is known to the State of California to cause cancer, birth defects, or other reproductive harm. For more information go to www.P65Warnings.ca.gov

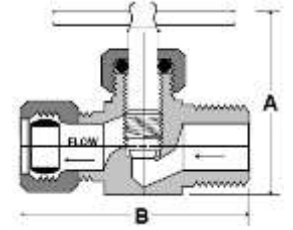
NEEDLE VALVE FPT x FPT

PART NUMBER	FPT	A	B
31NV	1/8"	1.60	1.25
32NV	1/4"	1.80	1.82



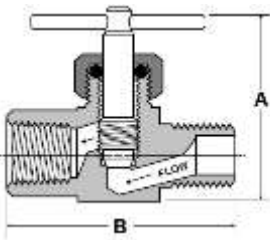
NEEDLE VALVE COMPRESSION x MPT

PART NUMBER	O.D. TUBE	MPT	A	B
101CP	1/4"	1/8"	1.50	1.50
101CP-4	1/4"	1/4"	1.40	1.60
102CP	5/16"	1/8"	1.50	1.50
143CP	3/8"	1/4"	1.80	1.80



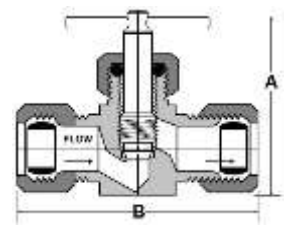
NEEDLE VALVE FPT x MPT

PART NUMBER	FPT	MPT	A	B
48NV	1/8"	1/8"	1.30	1.25
49NV	1/4"	1/4"	1.86	1.87



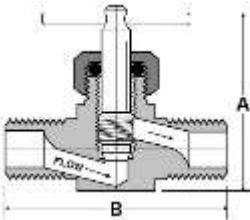
NEEDLE VALVE COMPRESSION x MPT

PART NUMBER	O.D. TUBE	MPT	A	B
103SAE	1/4"	1/8"	1.80	.73
203SAE	5/16"	1/8"	1.32	.78
204SAE	5/16"	1/4"	1.54	.84
303SAE	3/8"	1/4"	1.54	.91



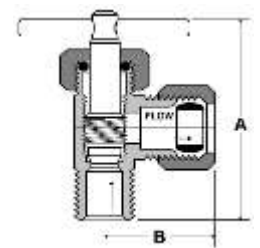
NEEDLE VALVE MPT x MPT

PART NUMBER	MPT	A	B
108MP	1/8"	1.60	1.25
110MP	1/4"	1.92	1.65



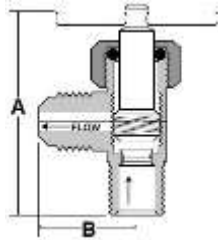
NEEDLE VALVE COMPRESSION x MPT

PART NUMBER	O.D. TUBE	MPT	A	B
103CC	1/4"	1/8"	1.80	.80
103-4CC	1/4"	1/4"	2.10	.90
203CC	5/16"	1/8"	1.80	.90
303ACC	3/8"	1/8"	2.20	1.00
303CC	3/8"	1/4"	2.20	1.00



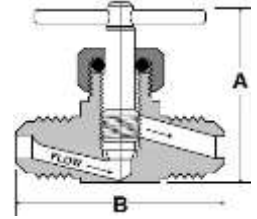
NEEDLE VALVE FLARE x MPT 90°

PART NUMBER	O.D. TUBE	MPT	A	B
103SAE	1/4"	1/8"	1.80	.73
203SAE	5/16"	1/8"	1.32	.78
204SAE	5/16"	1/4"	1.54	.84
303SAE	3/8"	1/4"	1.54	.91



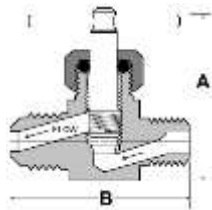
NEEDLE VALVE FLARE x FLARE

PART NUMBER	O.D. TUBE	A	B
110SAE	1/4"	1.30	1.50
115SAE	3/8"	1.70	1.88





NEEDLE VALVE FLARE x MPT


PART NUMBER	O.D. TUBE	MPT	A	B
104SAE	1/4"	1/8"	1.30	1.30
105SAE	1/4"	1/4"	1.62	1.30
106SAE	5/16"	1/8"	1.36	1.45
108SAE	3/8"	1/4"	1.70	1.70





MINIATURE BALL VALVES

CONSTRUCTION	<ul style="list-style-type: none"> • CA360 Brass 
APPLICATIONS	<ul style="list-style-type: none"> • In Line Shut-Off • Air Lines • Water Lines ⚠ Not intended for potable water
RANGES	<ul style="list-style-type: none"> • Maximum Pressure : 1000 PSIG • Temperature: -40° F to +300° F (Standard) -40° F to +400° F (Special) 

FEATURES/BENEFITS
<ul style="list-style-type: none"> • Bar-Stock Brass Body • Blow Out Proof Stem • Viton Stem Seal • Standard Lever Handle • Optional Round Handle • Nickel Plated Brass Ball • Made in USA  • Guaranteed Quality

STANDARD LEVER HANDLE

ALTERNATIVE ROUND HANDLE



TO ORDER VALVES WITH THE ROUND HANDLE (SHOWN TO THE RIGHT ABOVE) ADD AN "R" TO THE SERIES PART NUMBER.

EX:
 352BV-J: Standard Part Number for Lever Handle
 352BVR-J: Special Part Number for Round Handle



350BV FPT x MPT

PART NUMBER	FPT	MPT	CV	ORIFICE
350BV-J	1/8"	1/8"	1.39	.250
350BV-JXL	1/8"	1/4"	1.39	.250
350BV-L	1/4"	1/4"	1.57	.250
350BV-LXN	1/4"	3/8"	1.57	.250



355BV FLARE x MPT

PART NUMBER	FLARE	MPT	CV	ORIFICE
355BV-4J	1/4"	1/8"	1.39	.250
355BV-4L	1/4"	1/4"	1.57	.250
355BV-6J	3/8"	1/8"	1.57	.250
355BV-6L	3/8"	1/4"	1.57	.250
355BV-6N	3/8"	3/8"	2.74	.250



351BV MPT x MPT

PART NUMBER	MPT	MPT	CV	ORIFICE
351BV-J	1/8"	1/8"	1.39	.250
351BV-JXL	1/8"	1/4"	1.39	.250
351BV-L	1/4"	1/4"	1.57	.250
351BV-N	3/8"	3/8"	1.57	.250



356BV FLARE x FLARE

PART NUMBER	FLARE	CV	ORIFICE
356BV-4	1/4"	1.57	.250
356BV-6	3/8"	1.57	.250



352BV FPT x FPT

PART NUMBER	FPT	FPT	CV	ORIFICE
352BV-J	1/8"	1/8"	1.39	.250
352BV-JXL	1/8"	1/4"	1.39	.250
352BV-L	1/4"	1/4"	1.57	.250



357BV HOSE BARB x FLARE

PART NUMBER	HOSE BARB	MPT	CV	ORIFICE
357BV-4J	1/4"	1/8"	1.39	.250
357BV-4L	1/4"	1/4"	1.57	.250
357BV-5L	5/16"	1/4"	1.57	.250
357BV-6L	3/8"	1/4"	1.57	.250
357BV-6N	3/8"	3/8"	2.74	.250



353BV COMPRESSION x MPT

PART NUMBER	O.D. TUBE	MPT	CV	ORIFICE
353BV-4J	1/4"	1/8"	1.39	.250
353BV-4L	1/4"	1/4"	1.57	.250
353BV-6L	3/8"	1/4"	1.57	.250



358BV FLARE x FPT

PART NUMBER	FLARE	FPT	CV	ORIFICE
358BV-4J	1/4"	1/8"	1.39	.250
358BV-4L	1/4"	1/4"	1.57	.250



354BV COMPRESSION BOTH ENDS

PART NUMBER	O.D. TUBE	CV	ORIFICE
354BVS-2	1/8"	1.39	.250
354BVS-4	1/4"	1.57	.250
354BVS-6	3/8"	2.74	.250



⚠ WARNING: Products offered by Robo-Fit can expose you to chemicals such as lead, a chemical which is known to the State of California to cause cancer, birth defects, or other reproductive harm. For more information go to www.P65Warnings.ca.gov



PUSH BUTTON VALVES

CONSTRUCTION

•CA377 Brass



APPLICATIONS

- Fuel Sampling Valve
- Pressure Relief
- Valve Injection
- Drain Valve
- Holds Vacuum

RANGES

- Maximum Pressure : 500 PSIG
- Temperature:
- 40° to 300° F (Standard)
- 40° to 400° F (Special)



FEATURES/BENEFITS

- Instantaneous On/Off
- Multiple O-Ring Options
- Flexible End Connection
 - Forged Brass Body
 - 90° Configuration
- Guaranteed Quality
 - Made in USA



PB2 FPT x FPT

PART NUMBER	FPT	FPT	STYLE	OPERATOR
PB2-J	1/8"	1/8"	STANDARD	PUSH BUTTON
PB2-3A-J	1/8"	1/8"	PANEL MOUNT	PUSH BUTTON
PB2-L	1/4"	1/4"	STANDARD	PUSH BUTTON
PB2-3A-L	1/4"	1/4"	PANEL MOUNT	PUSH BUTTON

⚠ WARNING: Products offered by Robo-Fit can expose you to chemicals such as lead, a chemical which is known to the State of California to cause cancer, birth defects, or other reproductive harm. For more information go to www.P65Warnings.ca.gov



Closed Position Shown
 Push Button Toward the Valve
 Body for Sampling




MADE IN USA



PRODUCT WARRANTY

Robo-Fit warrants that our products are free from defects in material and workmanship. However, please note that no other warranties, express or implied, including warranties of merchantability, are provided. Liability for defective materials or workmanship is limited to the replacement or repair of defective products, subject to the condition that such products are returned within 30 days after receipt. Any repairs made by the Purchaser or at their request will not be covered by this warranty. Please be aware that Robo-Fit will not be responsible for any consequential or other damages or expenses incurred as a result of the use of our products. While our published literature reflects all current design, dimensions, and performance data at the time of initial publication, please note that modifications may be made on an ongoing basis to upgrade our products. Such modifications may result in changes to the design, dimensions, and/or performance of the products as shown in this catalog. Please note that while working pressures and other technical information have been prepared from sources deemed reliable, Robo-Fit cannot assume responsibility for the accuracy of this information under varied field conditions. Such information should be considered a recommendation only, rather than a guarantee.

 **WARNING:** Products offered by Robo-Fit can expose you to chemicals such as lead, a chemical which is known to the State of California to cause cancer, birth defects, or other reproductive harm. For more information go to www.P65Warnings.ca.gov.

As of January 4, 2014, Federal Public Law 111-380 prohibits the sale of plumbing fixtures with a wetted surface area containing more than a weighted average of 0.25% lead. Robo-Fit parts are to be used only for non-potable services, unless they have been given the "PBF" distinction on their corresponding part numbers. It is incumbent upon Robo-Fit customers to determine whether or not the products they use are compliant with Federal Public Law 111-380.



Robo-Fit, LLC

2275 E. Enterprise Pkwy

Twinsburg, Ohio 44087

(440) 893-9878

WWW.ROBO-FIT.COM

PIPE THREAD SPECIFICATIONS

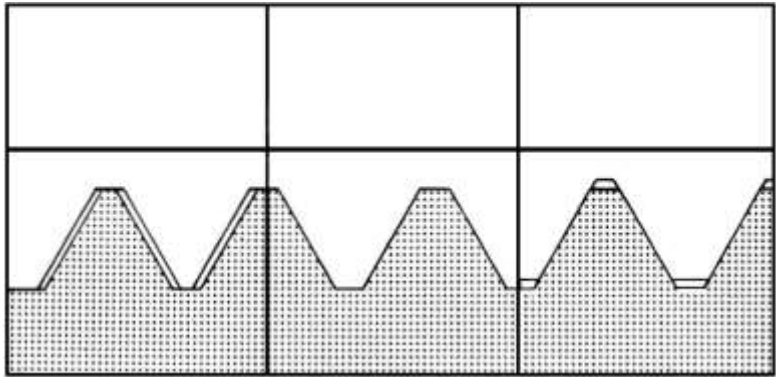


National Pipe Thread: NPT & NPTF

NPTF (Dry Seal Pipe Threads)

Dry seal pipe threads are made to the American National Standards Institute (ANSI) B1.20.3 specification and are designed to seal pressure tight joints. NPTF threads are commonly used in fluid power applications.

NPTF thread roots are wider than their crests. When the threads are wrenched together, the roots crush the sharper crest of the mating threads. This thread deformation forms a metal to metal seat, ensuring a leak free connection. To determine the nominal pipe size, measure the thread diameter and subtract 1/4". Use of thread sealant is still recommended to ensure a leak free connection.



Thread Type	1/8	1/4	3/8	1/2	3/4	1
NPTF	1/8-27	1/4-18	3/8-18	1/2-14	3/4-14	1-11-1/2

NPT (Tapered Pipe Threads)

Non-dry seal pipe threads are made to the American National Standards Institute (ANSI) B1.20.1 specification. NPT threads seal at their respective flanks, leaving the possibility of having clearance between the roots and crests. NPT threads cannot ensure the prevention spiral leakage, and require the use of pipe sealant for all applications. To determine the nominal pipe size, measure the thread diameter and subtract 1/4".

The first two full threads ($\pm 1/2$ THD.) should remain free of pipe sealant to allow for thread engagement when wrenching an assembly.



Ask about our volume vibra-sealing capabilities!
We vibra-seal our fittings in house.

FITTING NUMBERING SYSTEM

O.D. TUBE SIZE

-2	1/8"
-3	3/16"
-4	1/4"
-5	5/16"
-6	3/8"
-7	7/16"
-8	1/2"
-10	5/8"
-12	3/4"
-14	7/8"
-16	1"

PIPE SIZE

-A	1/8"
-B	1/4"
-C	3/8"
-D	1/2"
-E	3/4"
-F	1"


Each part number indicates the style of the fitting and the size, the letters and/or numbers preceding the dash indicate the style and the letters and/or numbers following the dash indicate the size. Fitting part numbers will always read tube to pipe ends.

For example, **E1F-8C** (shown below) is brass forged elbow, flare to male pipe thread.

E1 = 90° Male Flare Elbow

8 = 1/2" O.D.














C = 3/8" MPT



STRAIGHT THREAD SIZE CHART

Fitting Type (O.D. Tube Size)	1/8	3/16	1/4	5/16	3/8	7/16	1/2	5/8	3/4	7/8	1
45° Flare	5/16-24	3/8-24	7/16-20	1/2-20	5/18-18	11/16-16	3/4-16	7/8-14	1-1/16-14	1-1/4-12	-
Inverted Flare	5/16-28	3/8-24	7/16-24	1/2-20	5/18-18	11/16-18	3/4-18	7/8-18	1-1/16-16	1-3/16-16	-
Air Brake (DOT)	-	-	7/16-24	-	17/32-24	-	11/16-20	13/16-18	1-18	-	1-1/4-16
Compression (Non DOT)	5/16-24	3/8-24	7/16-24	1/2-24	9/16-24	5/8-24	11/16-20	13/16-18	1-18	1-1/8-18	1-1/4-18
Poly-Fit	-	-	3/8-24	7/16-24	1/2-24	-	11/16-20	-	1-1/8-18	-	-

FITTING CONFIGURATION NUMBERING SYSTEM

Configuration #	Description	Photo
60	Sleeve	
61	Nut	
62	Union (Tube Both Ends)	
64	Union Tee (Tube All Ends (3))	
65	90° Union Elbow (Tube Both Ends)	
66	Female Connector (Tube to FPT)	
68	Male Connector (Tube to MPT)	
69	90° Male Elbow (Tube to MPT)	
70	90° Female Elbow (Tube to FPT)	
71	Male Run Tee (Tube to MPT to Tube)	
72	Male Branch Tee (Tube to Tube to MPT)	
77	Female Branch Tee (Tube to FPT)	
79	45° Male Elbow (Tube to MPT)	

*71/72/77 Reads: Left → Right → Branch

CUSTOMER SET-UP

Requesting Terms: Please complete and return the Robo-Fit Credit Application, please email sales@robo-fit.com to request our credit application form.

Paying by CC: No credit application is needed, but the customer must provide their CC information before their order ships. Customers can also call this information in over the phone by calling 440-893-9878.

W9 Copies: Can be emailed to the customer the same day requested.

Tax Exempt Form: Please provide at your earliest convenience.

ORDERING

Orders can be emailed to: sales@robo-fit.com

CUSTOM PART DESIGN

We employ a full-time mechanical engineer who collaborates with your team to design specialized pneumatic or hydraulic connectors and valves tailored to your needs. Our primary goals for custom items include increasing efficiency, reducing costs, minimizing leak points, decreasing product size/weight, cutting labor, and setting ourselves apart in the marketplace.

-Inquiries can be sent to William@robo-fit.com

FREIGHT POLICY

Prepaid Freight is \$2,500.00 for single releases for customers purchasing off of our price sheet.

Shipping Questions or Directions can be sent to Nick.Russo@robo-fit.com

BILLING

Billing or accounting inquiries can be emailed to: ap@robo-fit.com



"Our design capabilities are not limited to brass items. Allow our engineers to help your team develop custom items or assemblies in brass, steel, stainless steel, aluminum, and other composite materials."



CUSTOMER CREDIT APPLICATION

New Customer () Customer Revision ()

Name: _____

Address: _____

City, State, Country, Zip Code: _____

Telephone: _____

Email: _____

Parent Company:

Name: _____

Address: _____

City, State, Country, Zip Code: _____

Telephone: _____ Fax: _____

Website: _____

Years in Business: _____ Years of Inc.: _____ State of Inc.: _____ Current Supplier: _____

If Sales or use Tax Exempt, please write certificate number and attach copy: _____

Bank Name: _____ Bank Contact: _____

Street, City, State and Zip Code: _____

Telephone: _____ Fax: _____

Checking Account Number: _____

Trade References*: Dunn & Bradstreet Number: _____ Requested Credit Limit \$: _____

Company Name • Phone • Email • Contact Person

1. _____

2. _____

3. _____

*Please provide DOMESTIC trade references with credit limits equal to or greater than the credit limit requested.

Robo-Fit Contact: _____ Estimated Annual Purchases from Robo-Fit: _____

Accounts Payable Contact: _____ Purchasing Contact: _____

Telephone: _____ Fax: _____ Telephone: _____ Fax: _____

E-mail: _____ E-mail: _____

We certify that all the information on this form is correct. We grant permission for our Bank and Business Credit References to release pertinent information to Robo-Fit, LLC.

Signed: _____ Title: _____ Date: _____



Robo-Fit, LLC

2275 East Enterprise Pkwy, Twinsburg, OH 44087

PHONE (440) 893-9878 • FAX (440) 893-9876

WWW.ROBO-FIT.COM



*"Making Connections Like Family,
Because That's Who We Are"*